


Daily Unique Assets Breakdown

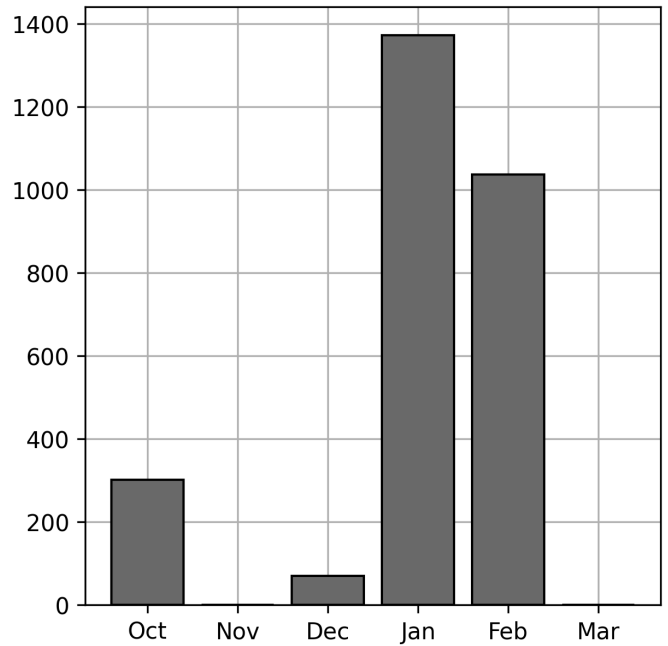
Current Usage

Mounted Chassis ID	1043
Vendor Container Vertical ID	530
International Intermodal Vertical ID	334
Bare Chassis ID	271
Vendor Container Horizontal ID	138
International Intermodal Horizontal ID	109
Unknown Container ID	22
Mounted Unknown Chassis ID	22
Bare Unknown Chassis ID	7
Unknown Chassis ID	2

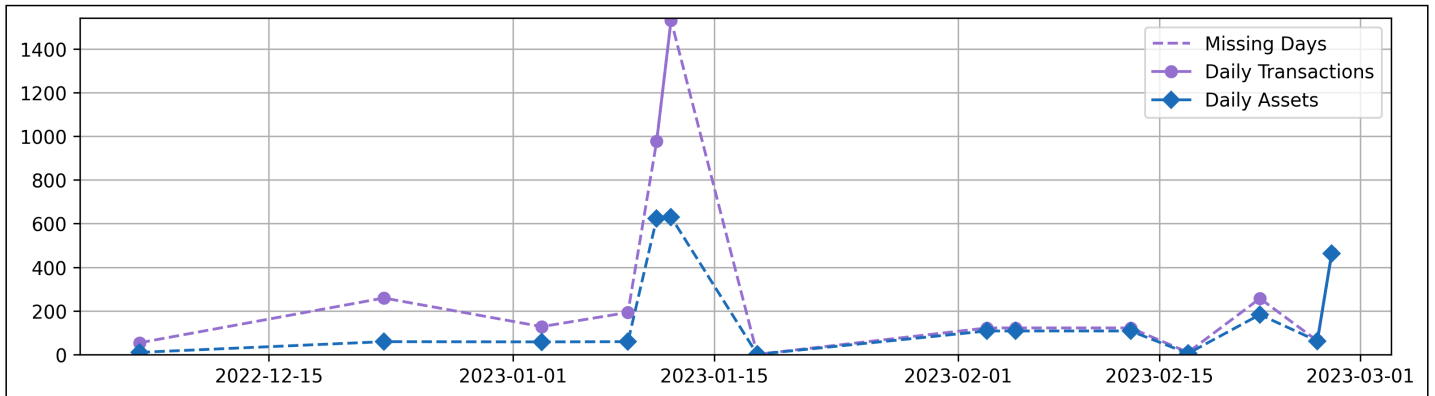
Total Daily Unique Assets: 2478



Historical Usage



Daily Usage



Date	Daily Transactions	Daily Unique Assets
2022-12-06	54	10
2022-12-23	259	59
2023-01-03	128	58
2023-01-09	193	59
2023-01-11	978	624
2023-01-12	1532	630
2023-01-18	1	1
2023-02-03	122	108
2023-02-05	122	108
2023-02-13	122	108
2023-02-17	10	5
2023-02-22	257	183
2023-02-26	63	62



2023-02-27	466	463
------------	-----	-----

Total

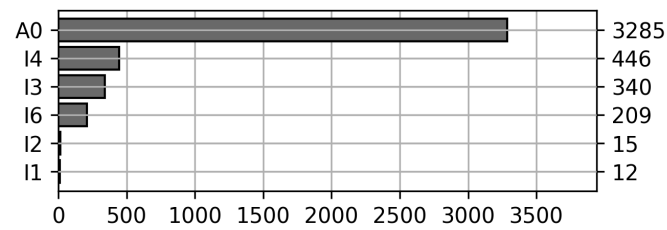
14 Day(s)	4307 Transaction(s)	2478 Unique Asset(s)
-----------	---------------------	----------------------

Transactions Breakdown

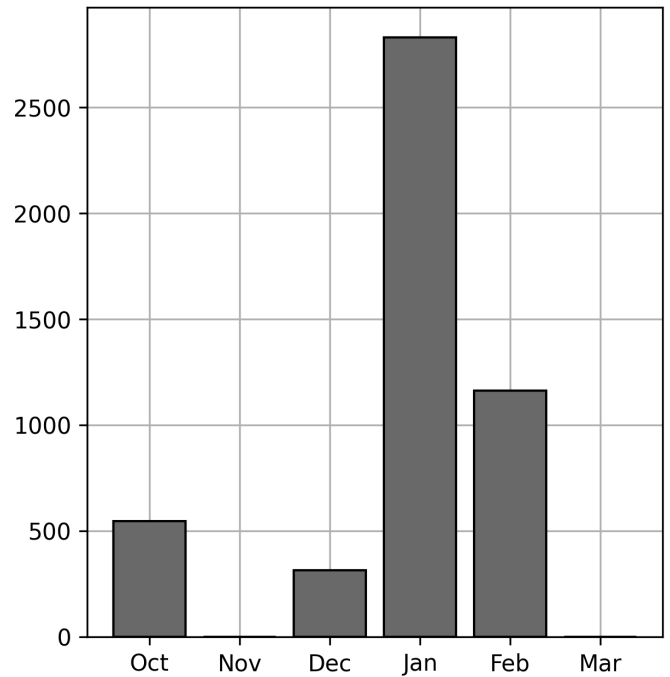
Transactions Done

Mounted Chassis ID	1668
Vendor Container Vertical ID	806
International Intermodal Vertical ID	631
Bare Chassis ID	463
International Intermodal Horizontal ID	202
Vendor Container Horizontal ID	193
Unknown Chassis ID	129
Unknown Container ID	101
Mounted Unknown Chassis ID	83
Bare Unknown Chassis ID	27
Chassis ID	4

Total Transactions: 4307



Historical Usage



Yearly Usage

