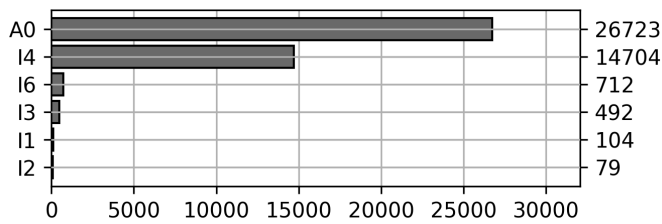


## Daily Unique Assets Breakdown

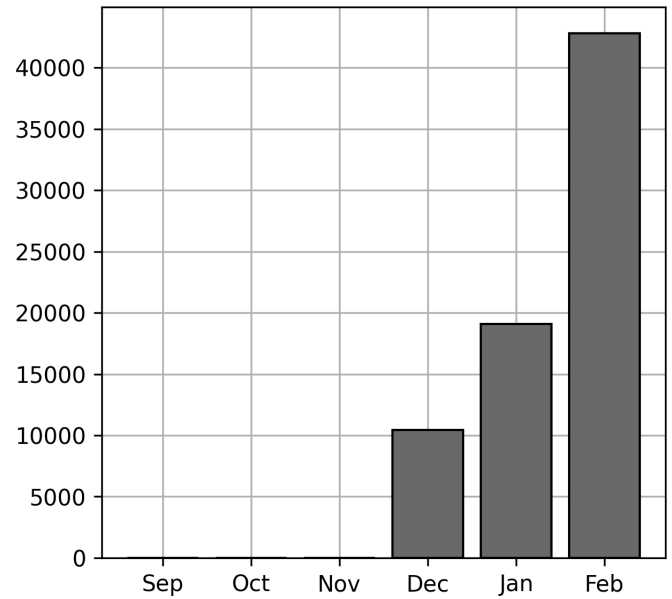
### Current Usage

Mounted Chassis ID	18606
International Intermodal Vertical ID	16943
International Intermodal Horizontal ID	2746
Bare Chassis ID	2155
Vendor Container Vertical ID	1231
Vendor Container Horizontal ID	641
Mounted Unknown Chassis ID	419
Unknown Container ID	65
Bare Unknown Chassis ID	8

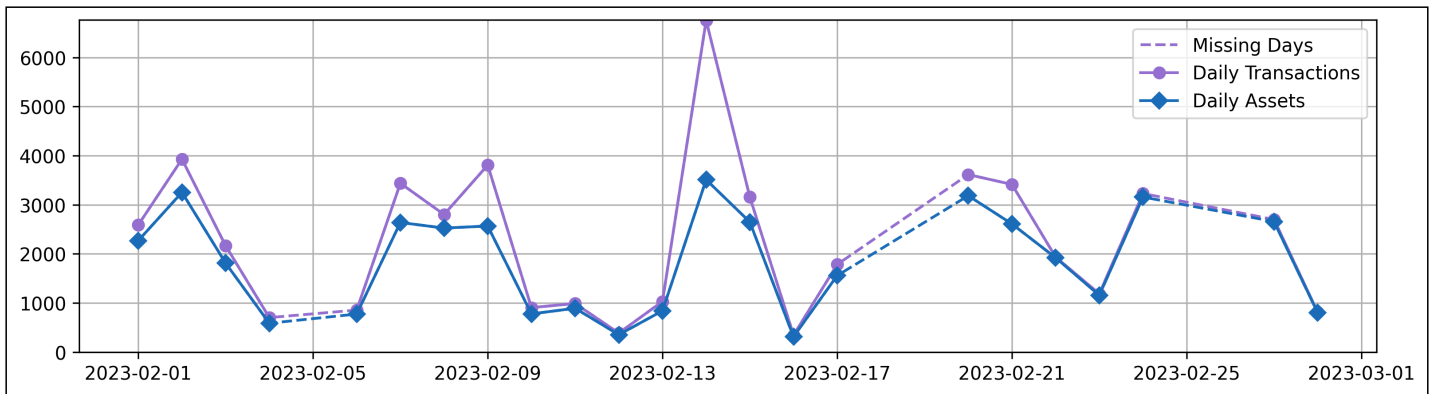
**Total Daily Unique Assets: 42814**



### Historical Usage



### Daily Usage



Date	Daily Transactions	Daily Unique Assets
2023-02-01	2590	2270
2023-02-02	3928	3253
2023-02-03	2165	1811
2023-02-04	703	588
2023-02-06	856	775
2023-02-07	3438	2639
2023-02-08	2801	2525
2023-02-09	3808	2567
2023-02-10	906	778
2023-02-11	990	893
2023-02-12	387	354
2023-02-13	1032	841
2023-02-14	6754	3510
2023-02-15	3157	2649



2023-02-16	345	313
2023-02-17	1785	1559
2023-02-20	3615	3184
2023-02-21	3414	2610
2023-02-22	1936	1922
2023-02-23	1186	1158
2023-02-24	3229	3157
2023-02-27	2699	2658
2023-02-28	811	800

**Total**

23 Day(s)	52535 Transaction(s)	42814 Unique Asset(s)
-----------	----------------------	-----------------------

