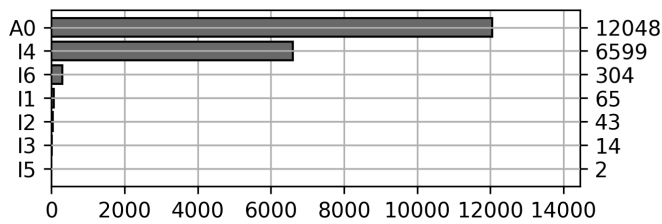


Daily Unique Assets Breakdown

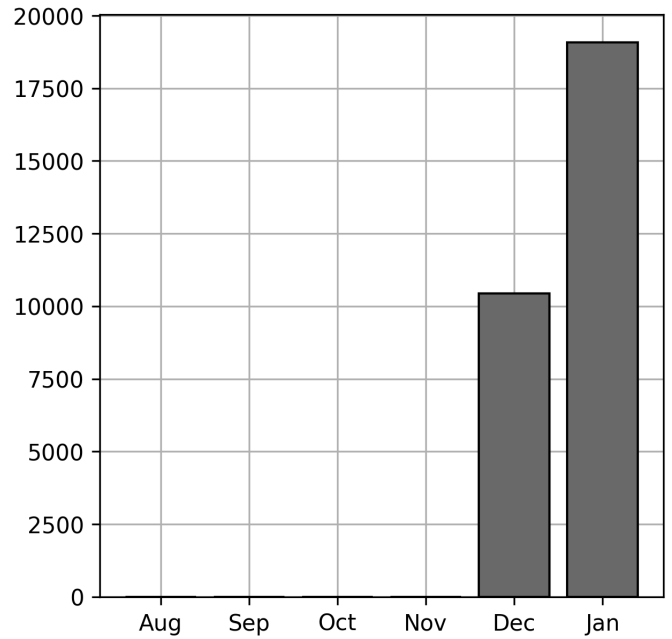
Current Usage

Mounted Chassis ID	8276
International Intermodal Vertical ID	7768
International Intermodal Horizontal ID	1361
Bare Chassis ID	877
Vendor Container Vertical ID	500
Vendor Container Horizontal ID	277
Mounted Unknown Chassis ID	11
No Container ID	2
Unknown Container ID	2
Bare Unknown Chassis ID	1

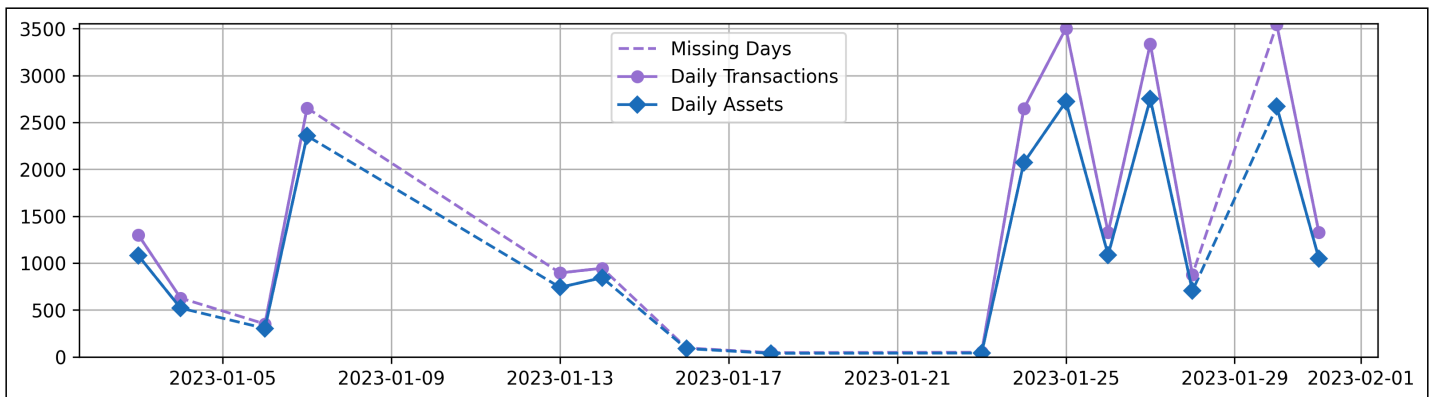
Total Daily Unique Assets: 19075



Historical Usage



Daily Usage



Date	Daily Transactions	Daily Unique Assets
2023-01-03	1300	1080
2023-01-04	628	521
2023-01-06	352	305
2023-01-07	2654	2357
2023-01-13	896	742
2023-01-14	946	845
2023-01-16	96	89
2023-01-18	46	39
2023-01-23	50	42
2023-01-24	2646	2071
2023-01-25	3504	2722
2023-01-26	1328	1088
2023-01-27	3338	2752



2023-01-28	878	705
2023-01-30	3544	2669
2023-01-31	1326	1048

Total

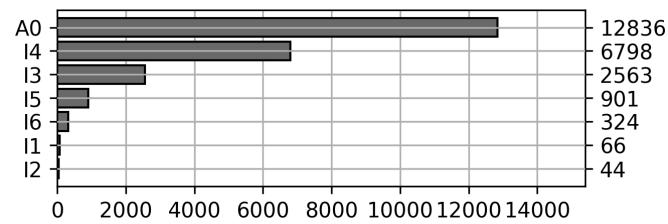
16 Day(s)	23532 Transaction(s)	19075 Unique Asset(s)
-----------	----------------------	-----------------------

Transactions Breakdown

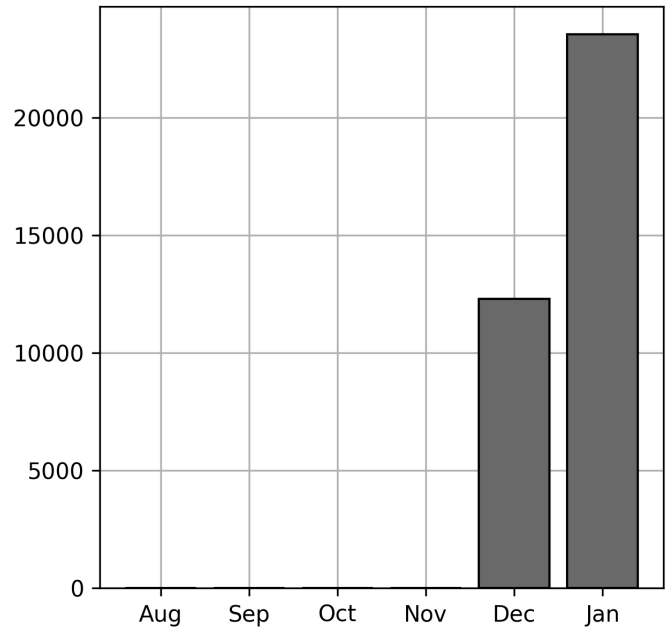
Transactions Done

Mounted Chassis ID	8570
International Intermodal Vertical ID	8244
Mounted Unknown Chassis ID	1845
International Intermodal Horizontal ID	1520
No Container ID	901
Bare Chassis ID	897
Vendor Container Vertical ID	548
Bare Unknown Chassis ID	454
Vendor Container Horizontal ID	289
Unknown Container ID	264

Total Transactions: 23532



Historical Usage



Yearly Usage

