


## Daily Unique Assets Breakdown

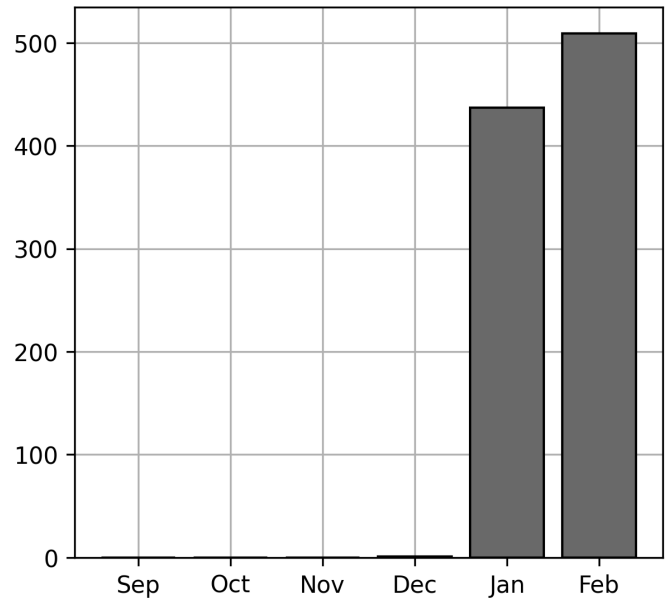
### Current Usage

Mounted Chassis ID	426
International Intermodal Horizontal ID	262
International Intermodal Vertical ID	143
Bare Chassis ID	64
Vendor Container Vertical ID	27
Vendor Container Horizontal ID	22
Mounted Unknown Chassis ID	2
No Container ID	1

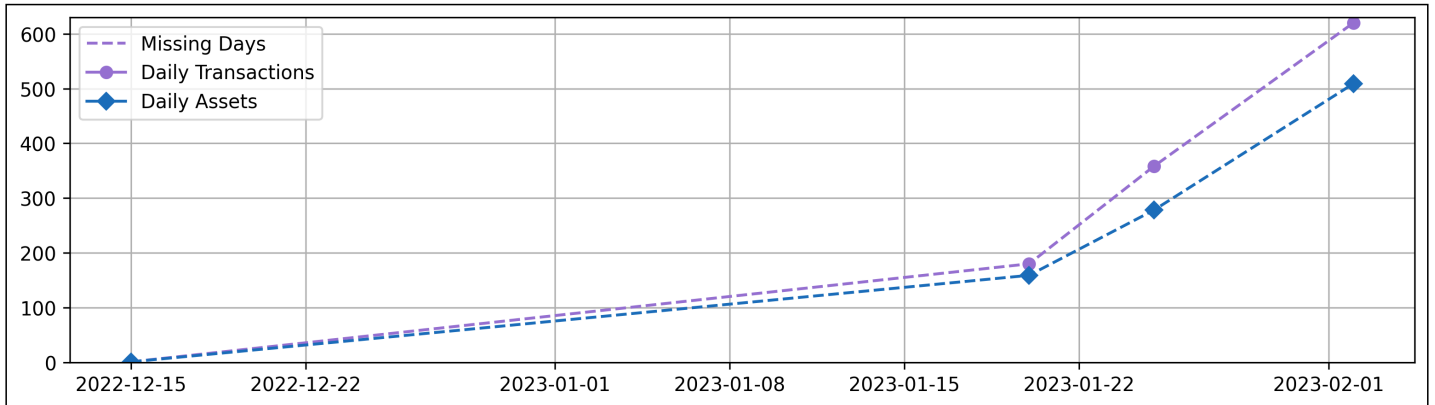
**Total Daily Unique Assets: 947**



### Historical Usage



### Daily Usage



Date	Daily Transactions	Daily Unique Assets
2022-12-15	1	1
2023-01-20	180	159
2023-01-25	358	278
2023-02-02	620	509


<b>Total</b>		
4 Day(s)	1159 Transaction(s)	947 Unique Asset(s)

## Transactions Breakdown

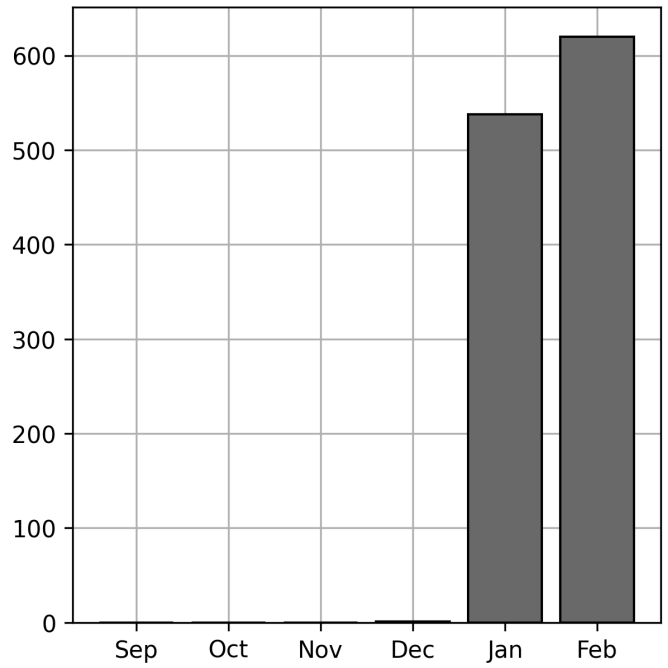
### Transactions Done

Mounted Chassis ID	433
International Intermodal Horizontal ID	270
International Intermodal Vertical ID	151
No Container ID	69
Bare Chassis ID	66
Mounted Unknown Chassis ID	59
Unknown Container ID	41
Vendor Container Vertical ID	27
Vendor Container Horizontal ID	22
Bare Unknown Chassis ID	21

**Total Transactions: 1159**



### Historical Usage



### Yearly Usage

