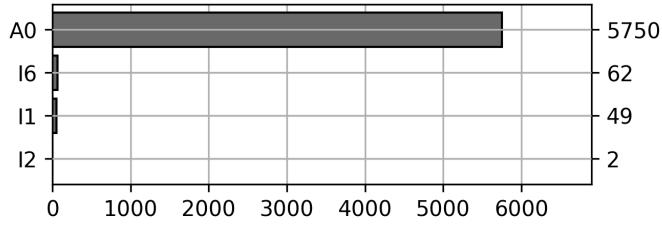


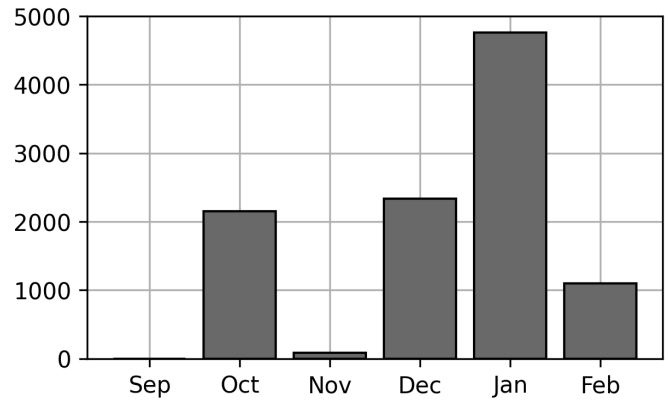
## Daily Unique Assets Breakdown

### Current Usage

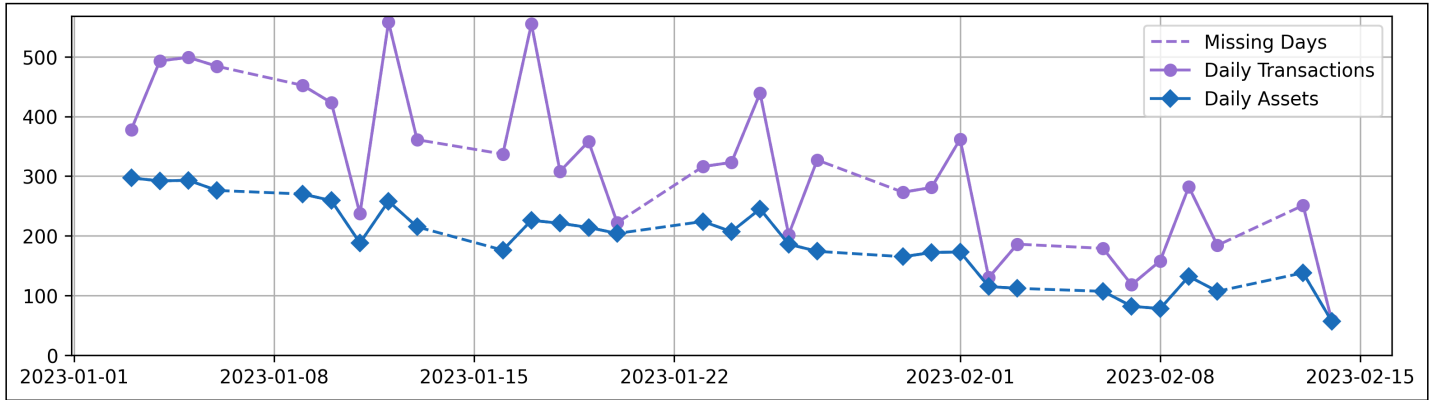
International Intermodal Vertical ID	5239
International Intermodal Horizontal ID	624
<b>Total Daily Unique Assets:</b>	<b>5863</b>



### Historical Usage



### Daily Usage



Date	Daily Transactions	Daily Unique Assets
2023-01-03	378	297
2023-01-04	493	292
2023-01-05	499	293
2023-01-06	484	276
2023-01-09	452	270
2023-01-10	423	259
2023-01-11	237	188
2023-01-12	558	258
2023-01-13	361	215
2023-01-16	337	176
2023-01-17	555	226
2023-01-18	308	221
2023-01-19	358	214
2023-01-20	222	204
2023-01-23	316	224
2023-01-24	323	207
2023-01-25	439	245
2023-01-26	202	186
2023-01-27	327	174



2023-01-30	273	165
2023-01-31	281	172
2023-02-01	362	173
2023-02-02	130	115
2023-02-03	186	112
2023-02-06	179	107
2023-02-07	118	82
2023-02-08	158	78
2023-02-09	282	132
2023-02-10	184	107
2023-02-13	251	138
2023-02-14	58	57

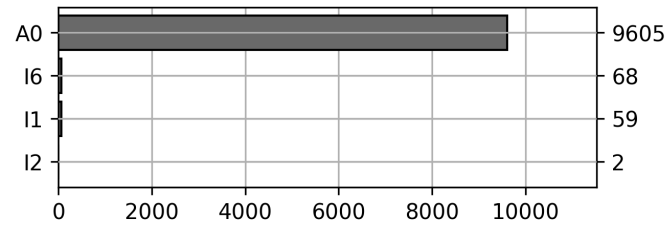
**Total**

31 Day(s)	9734 Transaction(s)	5863 Unique Asset(s)
-----------	---------------------	----------------------

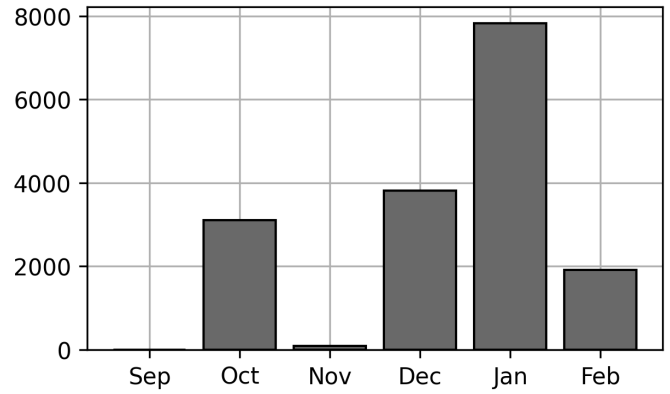
## Transactions Breakdown

### Transactions Done

International Intermodal Vertical ID	8547
International Intermodal Horizontal ID	1187
<b>Total Transactions:</b>	<b>9734</b>



### Historical Usage



### Yearly Usage

