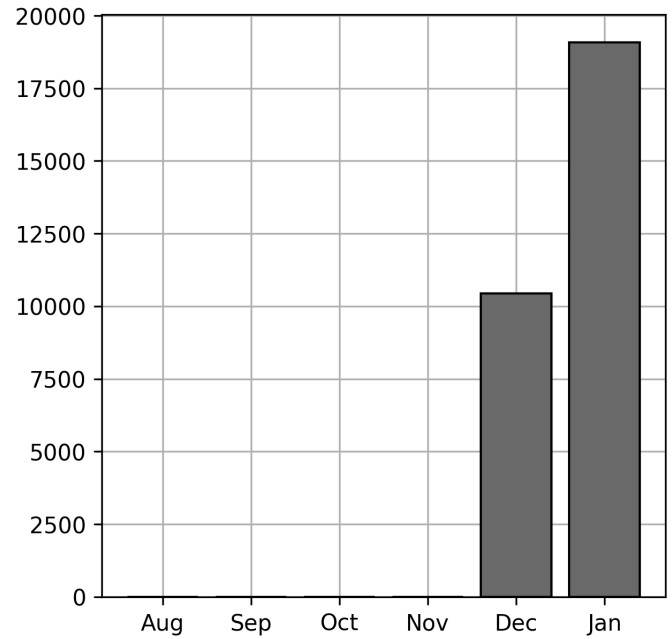


Daily Unique Assets Breakdown

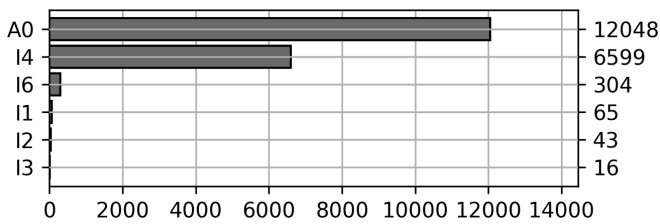
Current Usage

Mounted Chassis ID	8276
International Intermodal Vertical ID	7768
International Intermodal Horizontal ID	1361
Bare Chassis ID	877
Vendor Container Vertical ID	500
Vendor Container Horizontal ID	277
Mounted Unknown Chassis ID	12
Bare Unknown Chassis ID	2
Unknown Container ID	2
Total Daily Unique Assets:	19075

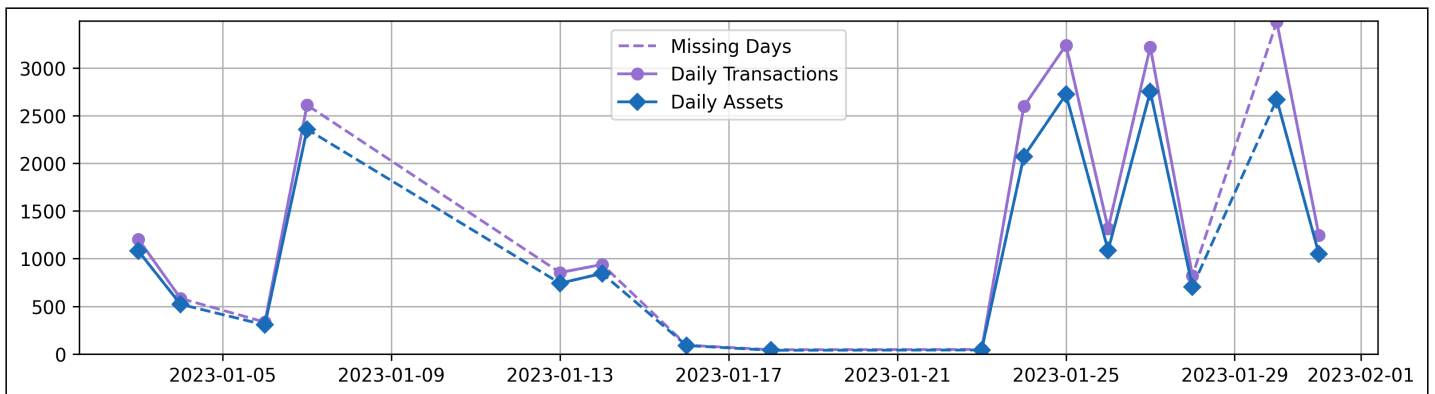
Historical Usage



Status Codes:



Daily Usage



Date	Daily Transactions	Daily Unique Assets
2023-01-03	1204	1080
2023-01-04	583	521
2023-01-06	334	305
2023-01-07	2611	2357
2023-01-13	854	742
2023-01-14	939	845
2023-01-16	93	89
2023-01-18	45	39
2023-01-23	48	42
2023-01-24	2596	2071
2023-01-25	3238	2722
2023-01-26	1316	1088
2023-01-27	3220	2752



2023-01-28	822	705
2023-01-30	3483	2669
2023-01-31	1245	1048

Total

16 Day(s)	22631 Transaction(s)	19075 Unique Asset(s)
-----------	----------------------	-----------------------

