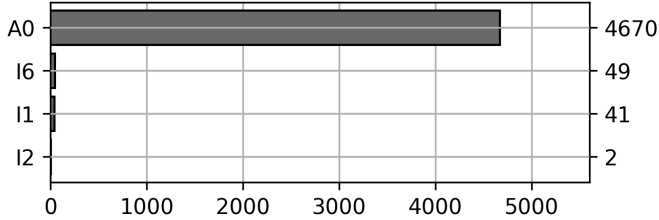


Daily Unique Assets Breakdown

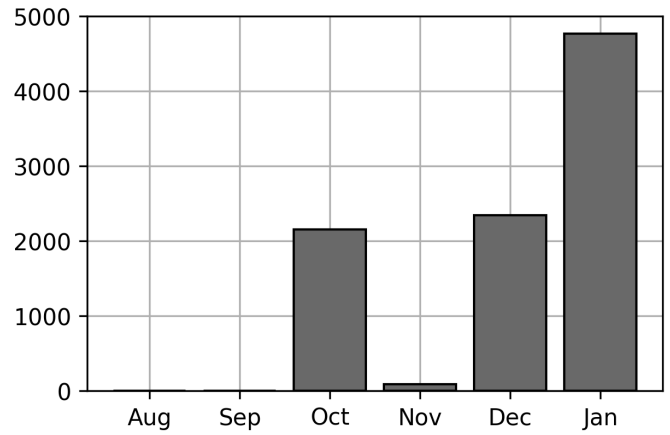
Current Usage

International Intermodal Vertical ID	4265
International Intermodal Horizontal ID	497
Total Daily Unique Assets:	4762

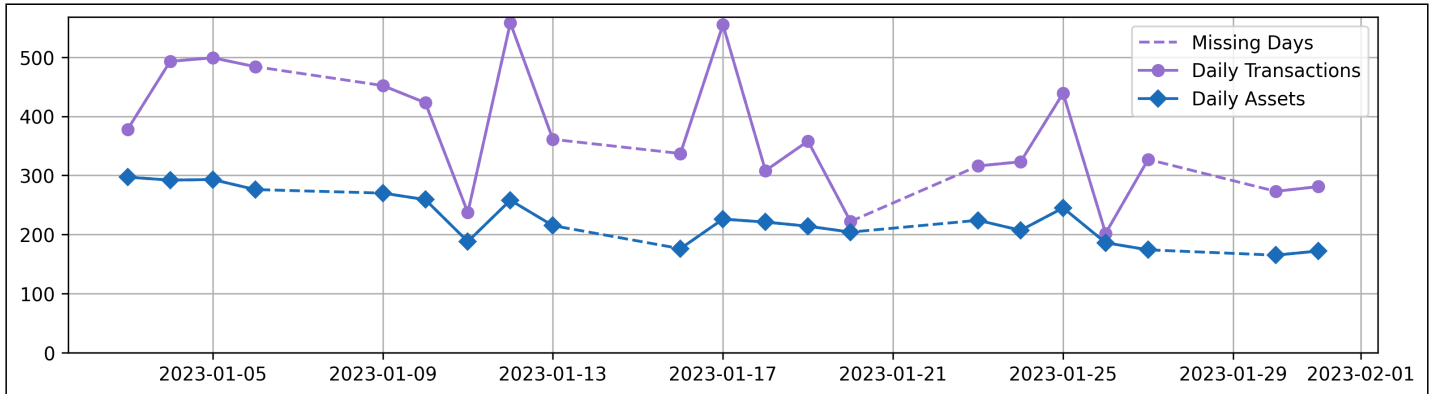
Status Codes:



Historical Usage



Daily Usage



Date	Daily Transactions	Daily Unique Assets
2023-01-03	378	297
2023-01-04	493	292
2023-01-05	499	293
2023-01-06	484	276
2023-01-09	452	270
2023-01-10	423	259
2023-01-11	237	188
2023-01-12	558	258
2023-01-13	361	215
2023-01-16	337	176
2023-01-17	555	226
2023-01-18	308	221
2023-01-19	358	214
2023-01-20	222	204
2023-01-23	316	224
2023-01-24	323	207
2023-01-25	439	245
2023-01-26	202	186



2023-01-27	327	174
2023-01-30	273	165
2023-01-31	281	172

Total

21 Day(s)	7826 Transaction(s)	4762 Unique Asset(s)
-----------	---------------------	----------------------

