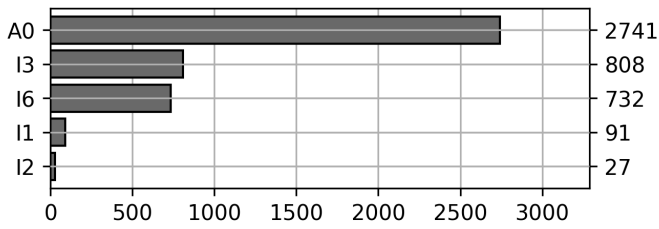


## Daily Unique Assets Breakdown

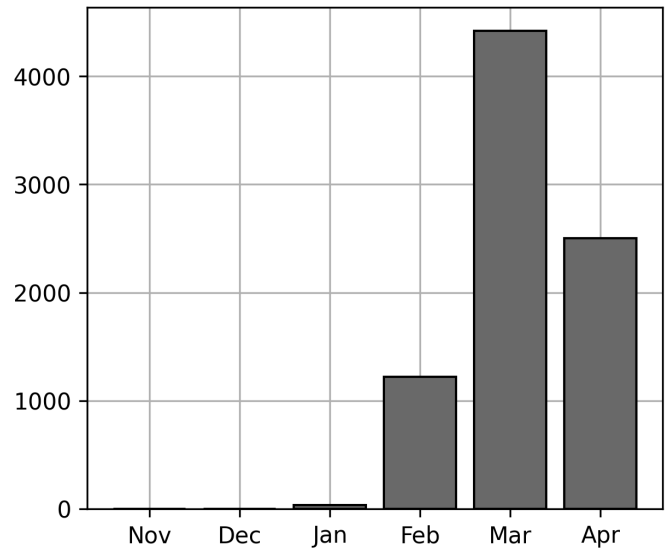
### Current Usage

International Intermodal Vertical ID	1355
Mounted Chassis ID	1195
Mounted Unknown Chassis ID	785
International Intermodal Horizontal ID	554
Bare Chassis ID	487
Unknown Container ID	23
<b>Total Daily Unique Assets:</b>	<b>4399</b>

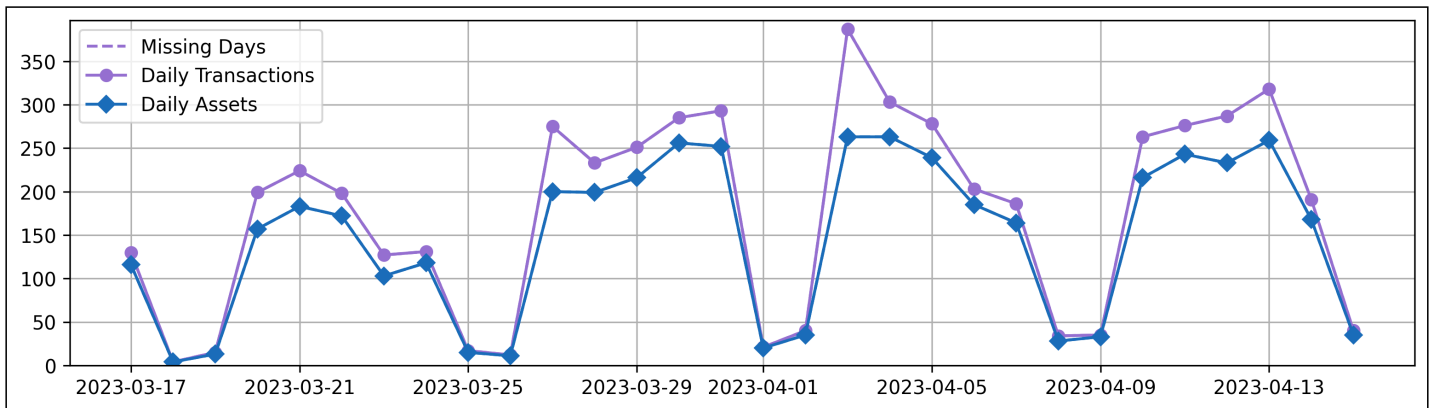
### Status Codes:



### Historical Usage



### Daily Usage



Date	Daily Transactions	Daily Unique Assets
2023-03-17	130	116
2023-03-18	4	4
2023-03-19	15	13
2023-03-20	199	157
2023-03-21	224	183
2023-03-22	198	172
2023-03-23	127	103
2023-03-24	131	118
2023-03-25	17	15
2023-03-26	12	11
2023-03-27	275	200
2023-03-28	233	199
2023-03-29	251	216
2023-03-30	285	256
2023-03-31	293	252



2023-04-01	21	20
2023-04-02	40	35
2023-04-03	387	263
2023-04-04	303	263
2023-04-05	278	239
2023-04-06	203	185
2023-04-07	186	164
2023-04-08	34	28
2023-04-09	35	33
2023-04-10	263	216
2023-04-11	276	243
2023-04-12	287	233
2023-04-13	318	259
2023-04-14	191	168
2023-04-15	40	35

**Total**

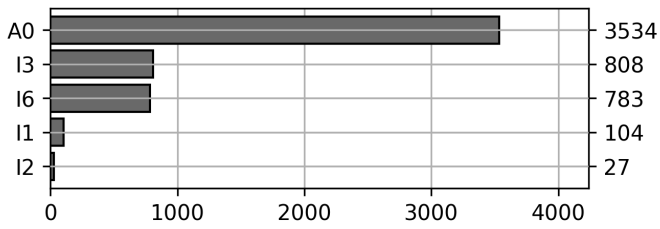
30 Day(s)	5256 Transaction(s)	4399 Unique Asset(s)
-----------	---------------------	----------------------

## Transactions Breakdown

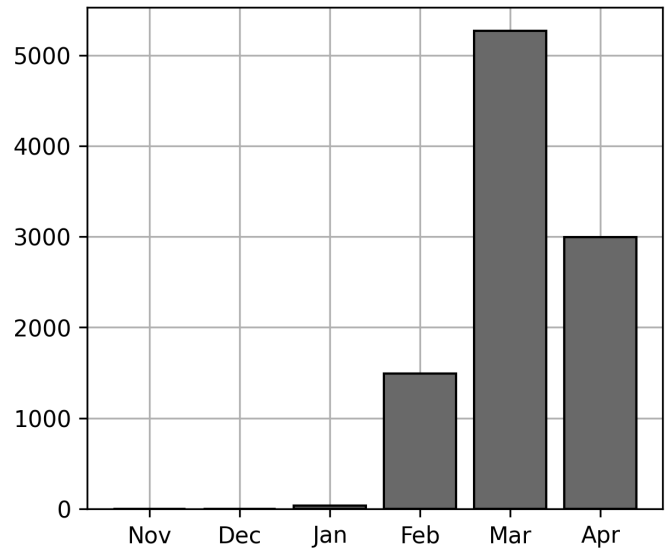
### Transactions Done

International Intermodal Vertical ID	1676
Mounted Chassis ID	1436
International Intermodal Horizontal ID	794
Mounted Unknown Chassis ID	785
Bare Chassis ID	542
Unknown Container ID	23
<b>Total Transactions:</b>	<b>5256</b>

### Status Codes:



### Historical Usage



### Yearly Usage

