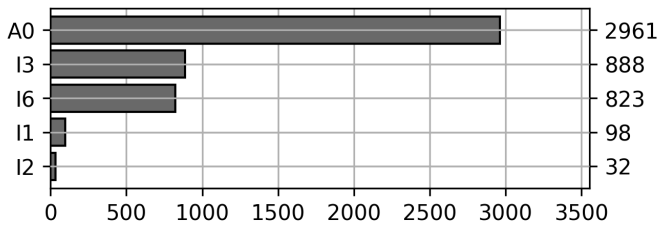


Daily Unique Assets Breakdown

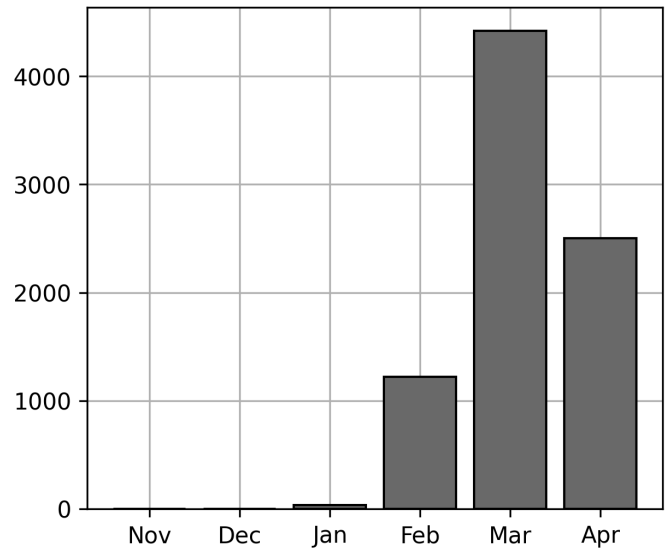
Current Usage

International Intermodal Vertical ID	1467
Mounted Chassis ID	1293
Mounted Unknown Chassis ID	863
International Intermodal Horizontal ID	595
Bare Chassis ID	559
Unknown Container ID	25
Total Daily Unique Assets:	4802

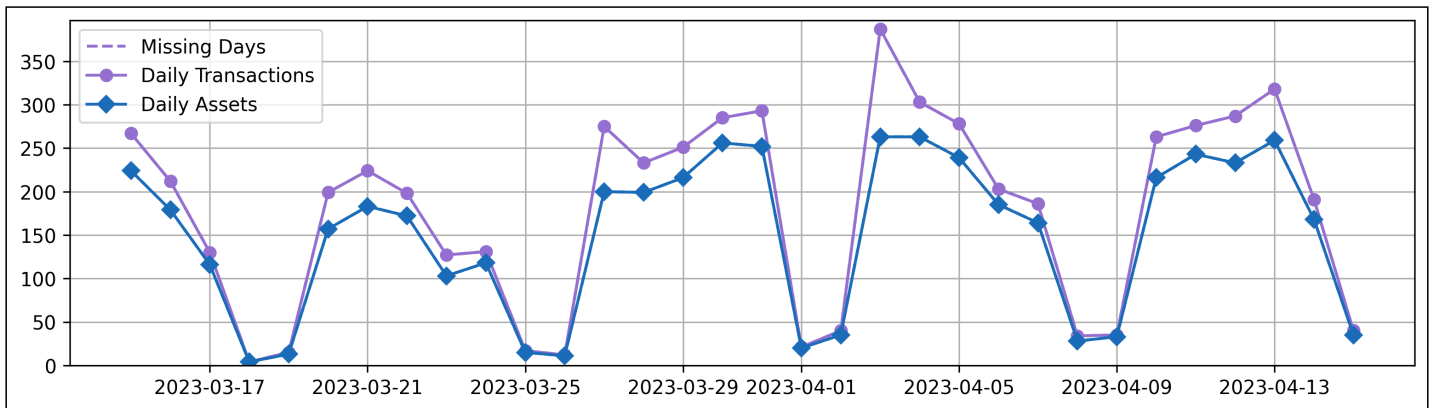
Status Codes:



Historical Usage



Daily Usage



Date	Daily Transactions	Daily Unique Assets
2023-03-15	267	224
2023-03-16	212	179
2023-03-17	130	116
2023-03-18	4	4
2023-03-19	15	13
2023-03-20	199	157
2023-03-21	224	183
2023-03-22	198	172
2023-03-23	127	103
2023-03-24	131	118
2023-03-25	17	15
2023-03-26	12	11
2023-03-27	275	200
2023-03-28	233	199
2023-03-29	251	216



2023-03-30	285	256
2023-03-31	293	252
2023-04-01	21	20
2023-04-02	40	35
2023-04-03	387	263
2023-04-04	303	263
2023-04-05	278	239
2023-04-06	203	185
2023-04-07	186	164
2023-04-08	34	28
2023-04-09	35	33
2023-04-10	263	216
2023-04-11	276	243
2023-04-12	287	233
2023-04-13	318	259
2023-04-14	191	168
2023-04-15	40	35

Total

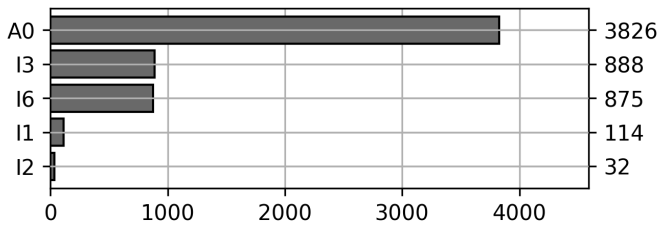
32 Day(s)	5735 Transaction(s)	4802 Unique Asset(s)
-----------	---------------------	----------------------

Transactions Breakdown

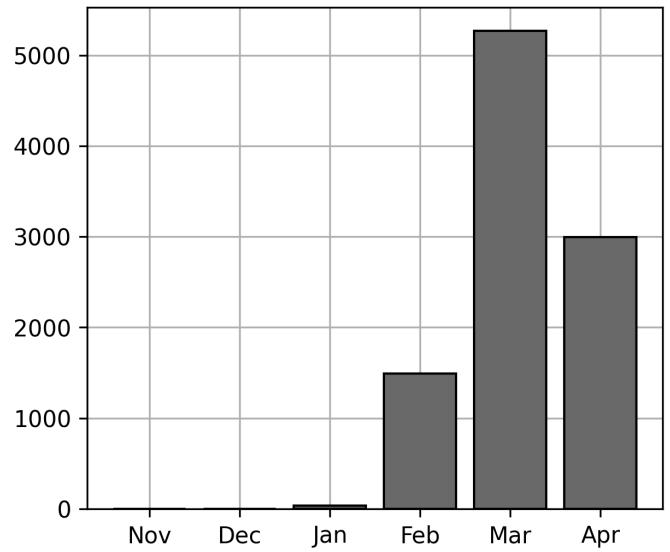
Transactions Done

International Intermodal Vertical ID	1823
Mounted Chassis ID	1548
Mounted Unknown Chassis ID	863
International Intermodal Horizontal ID	848
Bare Chassis ID	628
Unknown Container ID	25
Total Transactions:	5735

Status Codes:



Historical Usage



Yearly Usage

