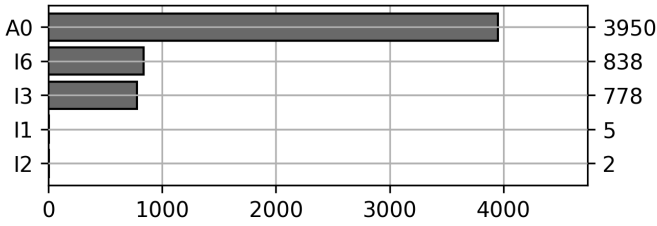


## Daily Unique Assets Breakdown

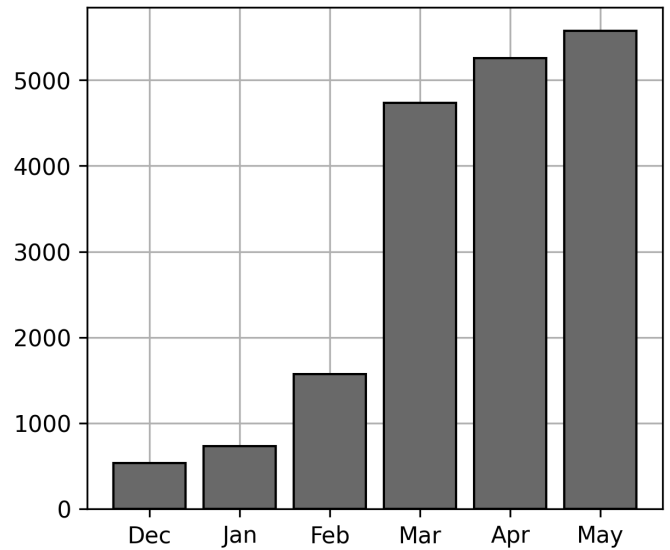
### Current Usage

International Intermodal Vertical ID	1943
Mounted Chassis ID	1893
Mounted Unknown Chassis ID	727
Bare Chassis ID	539
International Intermodal Horizontal ID	420
Unknown Container ID	51
<b>Total Daily Unique Assets:</b>	<b>5573</b>

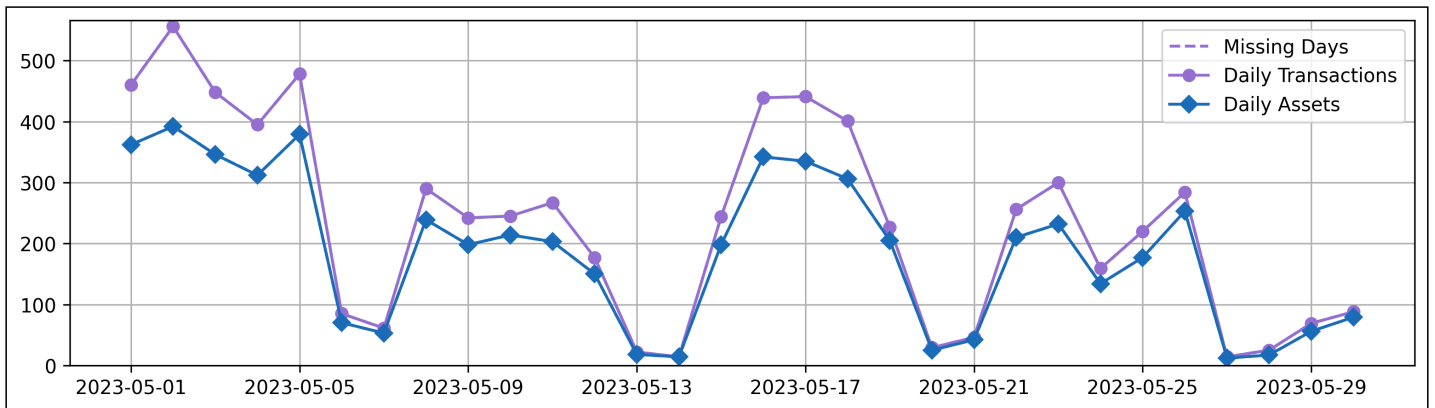
### Status Codes:



### Historical Usage



### Daily Usage



Date	Daily Transactions	Daily Unique Assets
2023-05-01	460	362
2023-05-02	556	392
2023-05-03	448	346
2023-05-04	395	312
2023-05-05	478	379
2023-05-06	85	70
2023-05-07	61	53
2023-05-08	290	239
2023-05-09	242	198
2023-05-10	245	214
2023-05-11	267	203
2023-05-12	177	150
2023-05-13	22	18
2023-05-14	14	14
2023-05-15	244	198



2023-05-16	439	342
2023-05-17	441	335
2023-05-18	401	306
2023-05-19	227	205
2023-05-20	29	25
2023-05-21	46	42
2023-05-22	256	210
2023-05-23	300	232
2023-05-24	159	134
2023-05-25	220	177
2023-05-26	284	253
2023-05-27	14	12
2023-05-28	25	17
2023-05-29	69	56
2023-05-30	88	79

**Total**

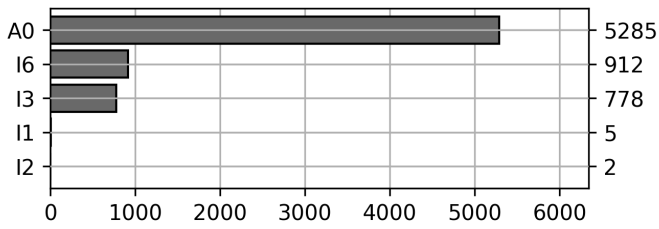
30 Day(s)	6982 Transaction(s)	5573 Unique Asset(s)
-----------	---------------------	----------------------

## Transactions Breakdown

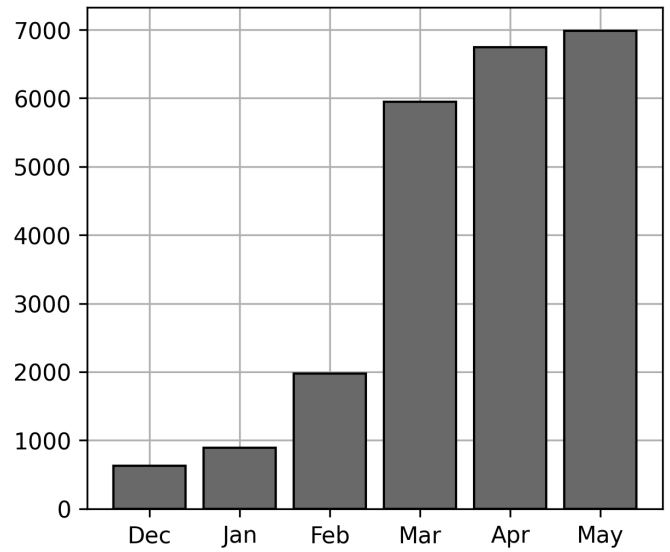
### Transactions Done

International Intermodal Vertical ID	2655
Mounted Chassis ID	2370
Mounted Unknown Chassis ID	727
Bare Chassis ID	614
International Intermodal Horizontal ID	565
Unknown Container ID	51
<b>Total Transactions:</b>	<b>6982</b>

### Status Codes:



### Historical Usage



### Yearly Usage

