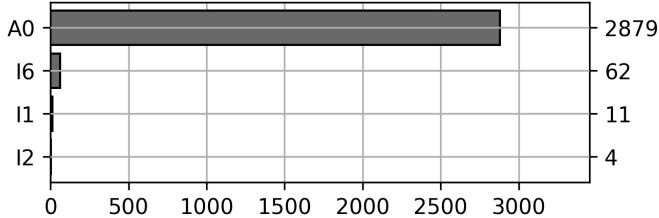


## Daily Unique Assets Breakdown

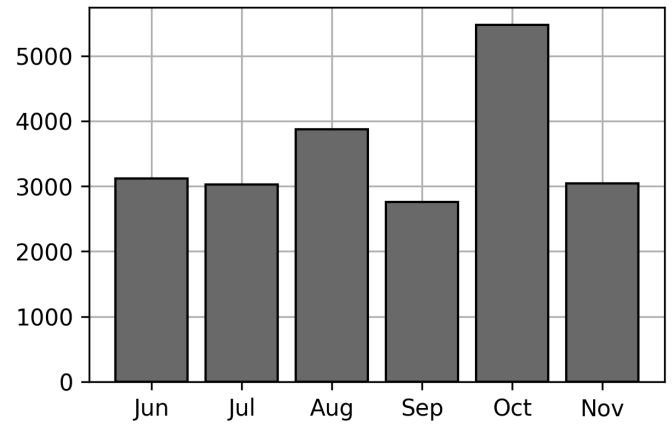
### Current Usage

International Intermodal Vertical ID	2820
International Intermodal Horizontal ID	136
<b>Total Daily Unique Assets:</b>	<b>2956</b>

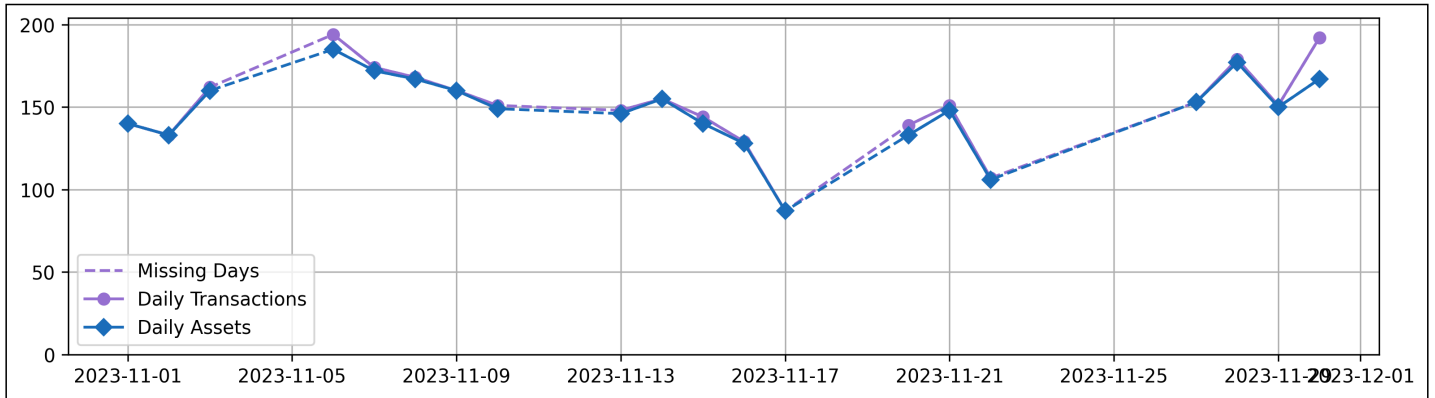
### Status Codes:



### Historical Usage



### Daily Usage



Date	Daily Transactions	Daily Unique Assets
2023-11-01	140	140
2023-11-02	133	133
2023-11-03	162	160
2023-11-06	194	185
2023-11-07	174	172
2023-11-08	168	167
2023-11-09	160	160
2023-11-10	151	149
2023-11-13	148	146
2023-11-14	155	155
2023-11-15	144	140
2023-11-16	129	128
2023-11-17	87	87
2023-11-20	139	133
2023-11-21	151	148
2023-11-22	107	106
2023-11-27	153	153
2023-11-28	179	177
2023-11-29	151	150



---

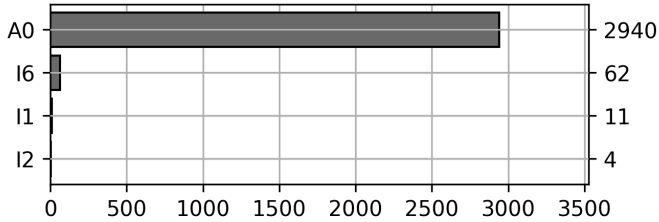
2023-11-30	192	167
<b>Total</b>		
20 Day(s)	3017 Transaction(s)	2956 Unique Asset(s)

## Transactions Breakdown

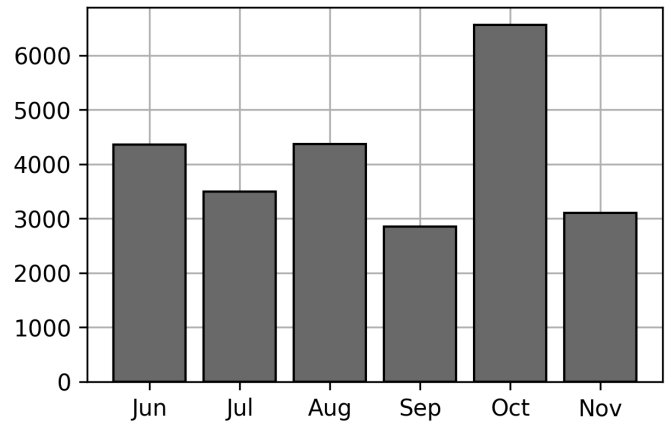
### Transactions Done

International Intermodal Vertical ID	2877
International Intermodal Horizontal ID	140
<b>Total Transactions:</b>	<b>3017</b>

### Status Codes:



### Historical Usage



### Yearly Usage

