


Daily Unique Assets Breakdown

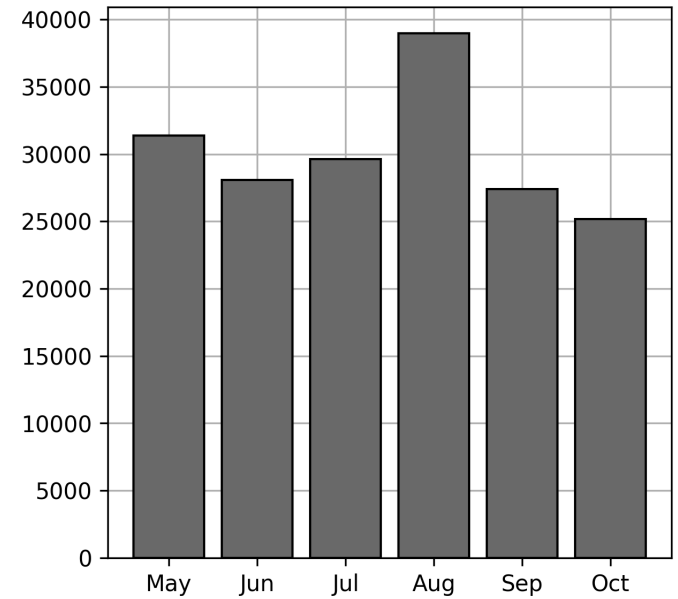
Current Usage

Mounted Chassis ID	10701
International Intermodal Vertical ID	10028
International Intermodal Horizontal ID	1614
Mounted Unknown Chassis ID	1356
Bare Chassis ID	916
Vendor Container Horizontal ID	198
Unknown Container ID	181
Vendor Container Vertical ID	165
Total Daily Unique Assets:	25159

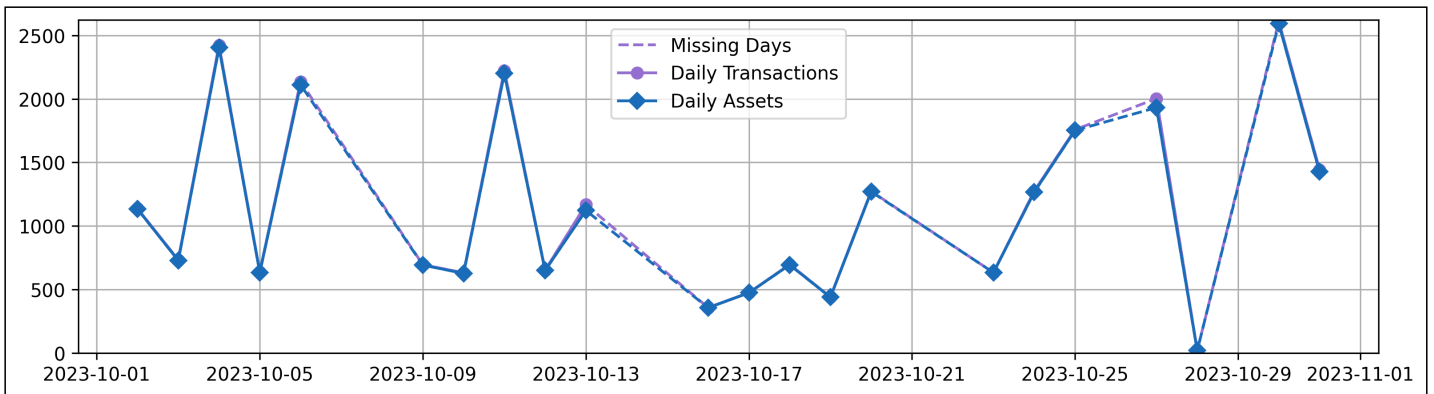
Status Codes:



Historical Usage



Daily Usage



Date	Daily Transactions	Daily Unique Assets
2023-10-02	1136	1133
2023-10-03	733	728
2023-10-04	2422	2404
2023-10-05	636	634
2023-10-06	2137	2112
2023-10-09	695	692
2023-10-10	631	627
2023-10-11	2224	2201
2023-10-12	651	650
2023-10-13	1168	1122
2023-10-16	357	356
2023-10-17	474	474
2023-10-18	697	694
2023-10-19	440	439

2023-10-20	1273	1270
2023-10-23	633	633
2023-10-24	1274	1266
2023-10-25	1758	1752
2023-10-27	2003	1932
2023-10-28	19	19
2023-10-30	2612	2594
2023-10-31	1443	1427

Total

22 Day(s)	25416 Transaction(s)	25159 Unique Asset(s)
-----------	----------------------	-----------------------

