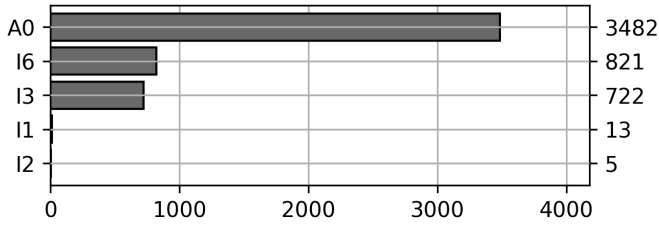


Daily Unique Assets Breakdown

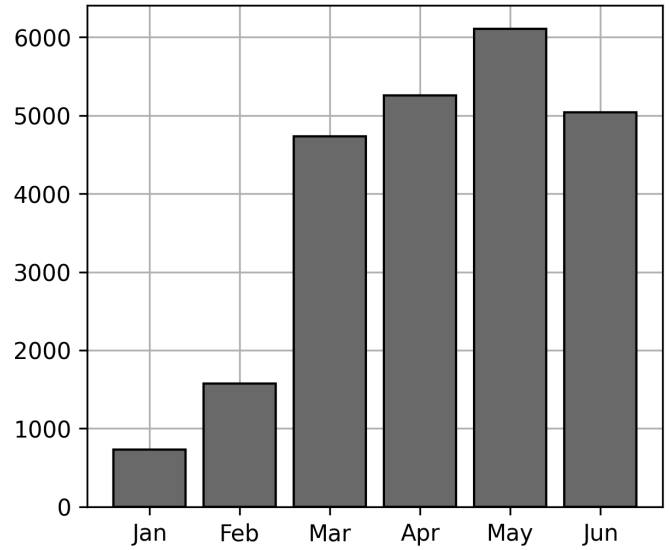
Current Usage

Mounted Chassis ID	1698
International Intermodal Vertical ID	1393
Mounted Unknown Chassis ID	643
Bare Chassis ID	642
International Intermodal Horizontal ID	588
Unknown Container ID	79
Total Daily Unique Assets:	5043

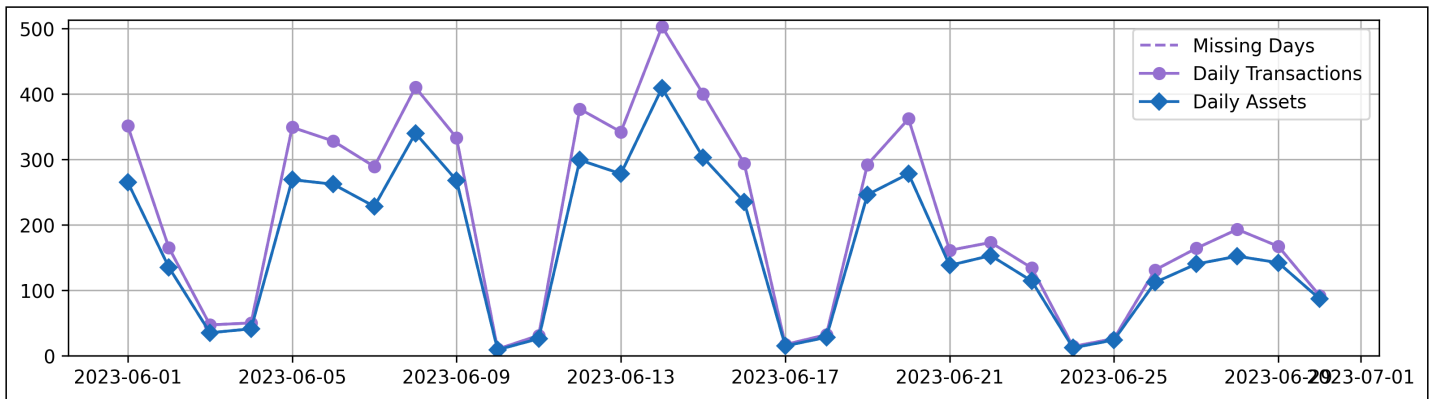
Status Codes:



Historical Usage



Daily Usage



Date	Daily Transactions	Daily Unique Assets
2023-06-01	351	265
2023-06-02	165	135
2023-06-03	47	35
2023-06-04	50	41
2023-06-05	349	269
2023-06-06	328	262
2023-06-07	289	228
2023-06-08	410	340
2023-06-09	333	268
2023-06-10	10	9
2023-06-11	31	26
2023-06-12	377	299
2023-06-13	342	278
2023-06-14	503	409
2023-06-15	400	303



2023-06-16	294	235
2023-06-17	17	15
2023-06-18	32	28
2023-06-19	292	246
2023-06-20	362	278
2023-06-21	161	138
2023-06-22	173	153
2023-06-23	134	114
2023-06-24	14	12
2023-06-25	26	24
2023-06-26	131	112
2023-06-27	164	140
2023-06-28	193	152
2023-06-29	167	142
2023-06-30	92	87

Total

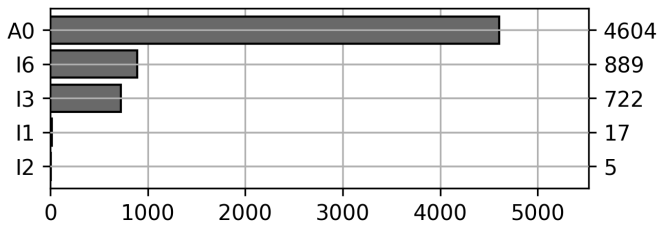
30 Day(s)	6237 Transaction(s)	5043 Unique Asset(s)
-----------	---------------------	----------------------

Transactions Breakdown

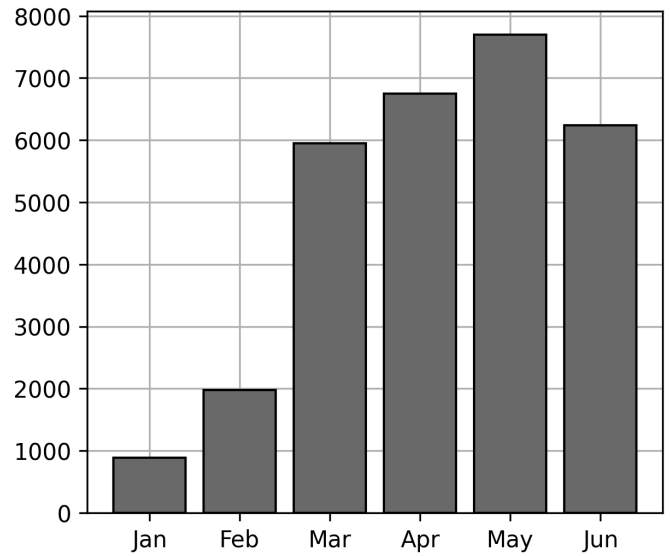
Transactions Done

Mounted Chassis ID	2065
International Intermodal Vertical ID	1971
International Intermodal Horizontal ID	760
Bare Chassis ID	719
Mounted Unknown Chassis ID	643
Unknown Container ID	79
Total Transactions:	6237

Status Codes:



Historical Usage



Yearly Usage

