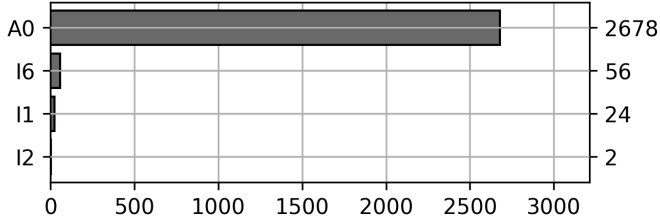


Daily Unique Assets Breakdown

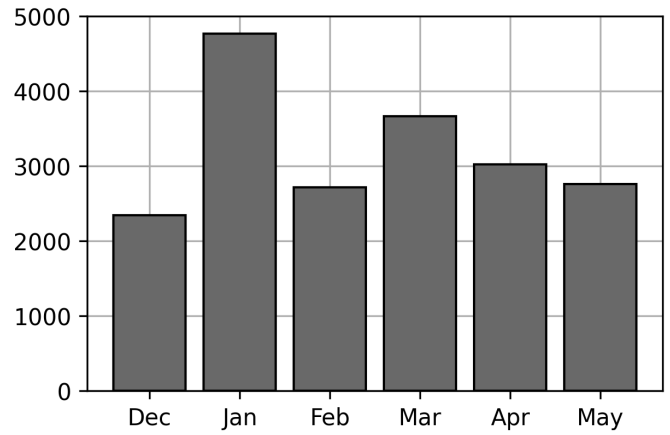
Current Usage

International Intermodal Vertical ID	2581
International Intermodal Horizontal ID	179
Total Daily Unique Assets:	2760

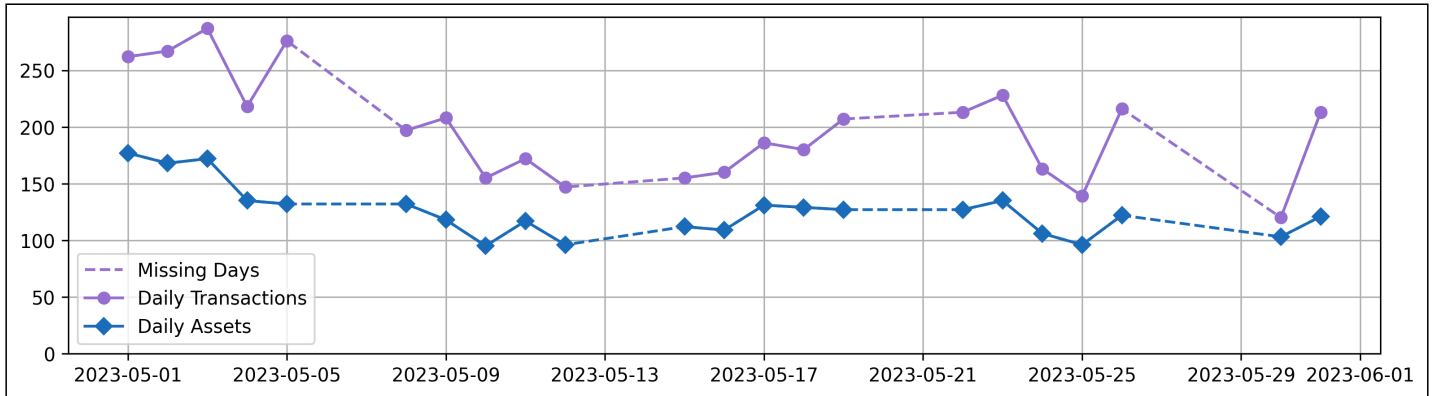
Status Codes:



Historical Usage



Daily Usage



Date	Daily Transactions	Daily Unique Assets
2023-05-01	262	177
2023-05-02	267	168
2023-05-03	287	172
2023-05-04	218	135
2023-05-05	276	132
2023-05-08	197	132
2023-05-09	208	118
2023-05-10	155	95
2023-05-11	172	117
2023-05-12	147	96
2023-05-15	155	112
2023-05-16	160	109
2023-05-17	186	131
2023-05-18	180	129
2023-05-19	207	127
2023-05-22	213	127
2023-05-23	228	135
2023-05-24	163	106



2023-05-25	139	96
2023-05-26	216	122
2023-05-30	120	103
2023-05-31	213	121

Total

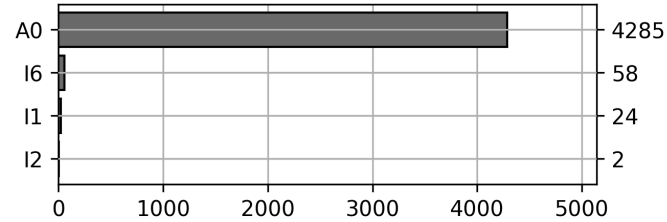
22 Day(s)	4369 Transaction(s)	2760 Unique Asset(s)
-----------	---------------------	----------------------

Transactions Breakdown

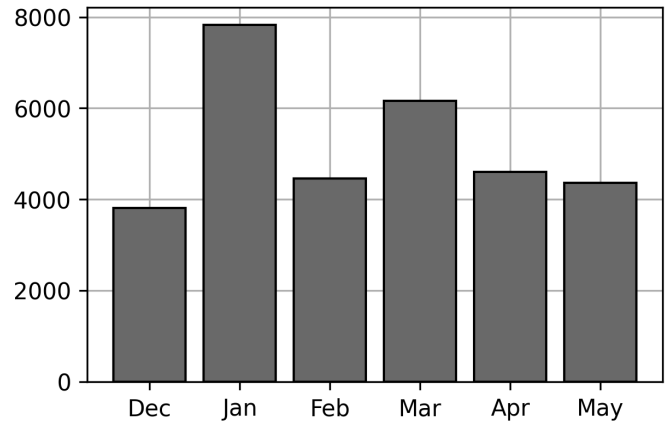
Transactions Done

International Intermodal Vertical ID	4023
International Intermodal Horizontal ID	346
Total Transactions:	4369

Status Codes:



Historical Usage



Yearly Usage

