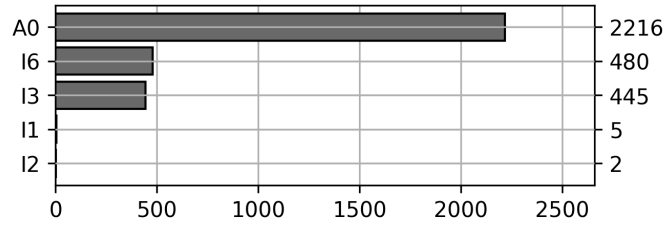


## Daily Unique Assets Breakdown

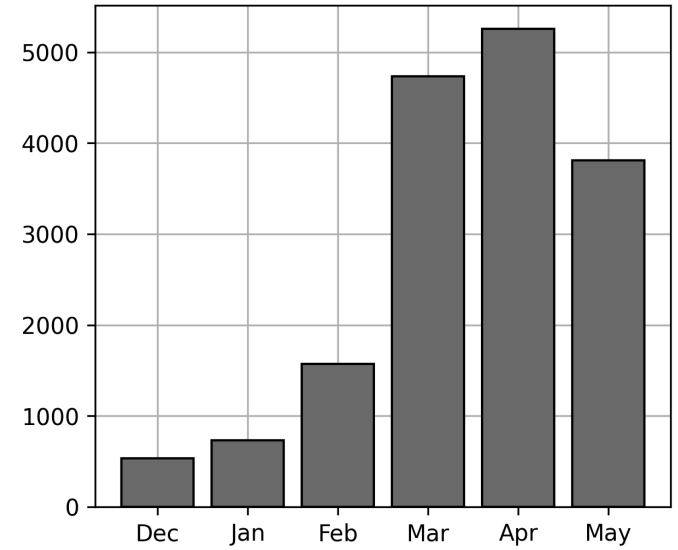
### Current Usage

International Intermodal Vertical ID	1123
Mounted Chassis ID	1085
Mounted Unknown Chassis ID	414
Bare Chassis ID	280
International Intermodal Horizontal ID	215
Unknown Container ID	31
<b>Total Daily Unique Assets:</b>	<b>3148</b>

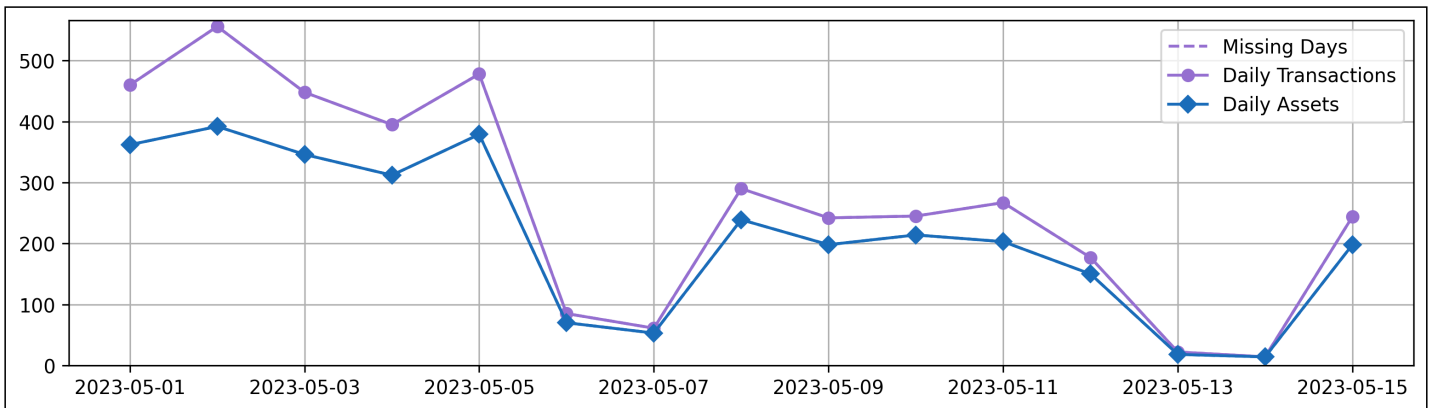
### Status Codes:



### Historical Usage



### Daily Usage



Date	Daily Transactions	Daily Unique Assets
2023-05-01	460	362
2023-05-02	556	392
2023-05-03	448	346
2023-05-04	395	312
2023-05-05	478	379
2023-05-06	85	70
2023-05-07	61	53
2023-05-08	290	239
2023-05-09	242	198
2023-05-10	245	214
2023-05-11	267	203
2023-05-12	177	150
2023-05-13	22	18
2023-05-14	14	14
2023-05-15	244	198



---

**Total**

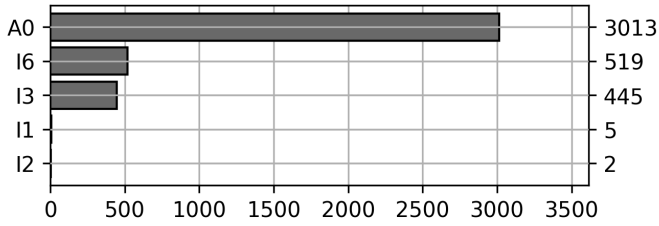
15 Day(s)	3984 Transaction(s)	3148 Unique Asset(s)
-----------	---------------------	----------------------

## Transactions Breakdown

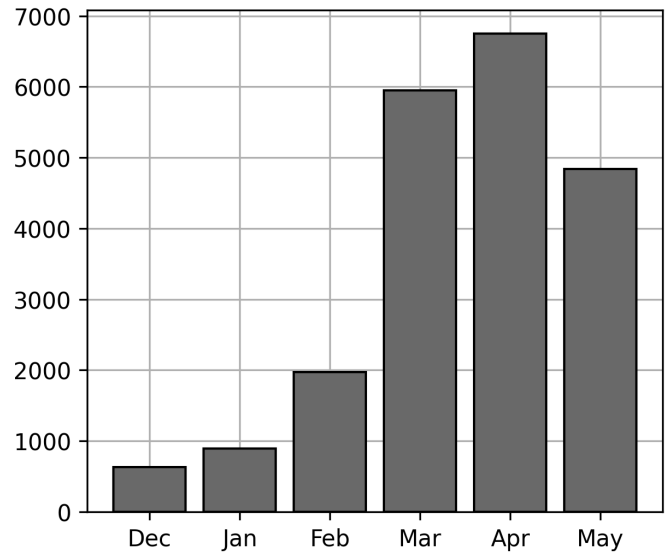
### Transactions Done

International Intermodal Vertical ID	1553
Mounted Chassis ID	1361
Mounted Unknown Chassis ID	414
Bare Chassis ID	323
International Intermodal Horizontal ID	302
Unknown Container ID	31
<b>Total Transactions:</b>	<b>3984</b>

### Status Codes:



### Historical Usage



### Yearly Usage

