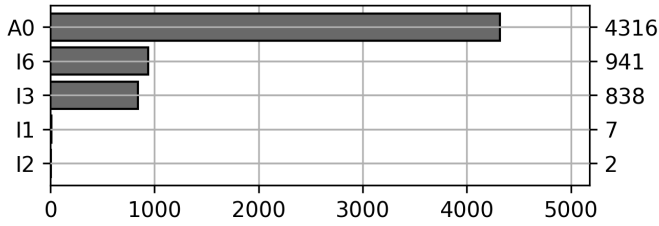


Daily Unique Assets Breakdown

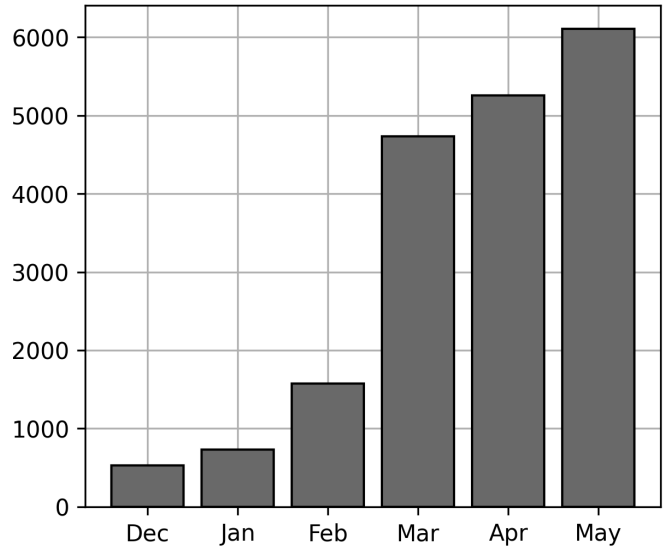
Current Usage

International Intermodal Vertical ID	2108
Mounted Chassis ID	2079
Mounted Unknown Chassis ID	778
Bare Chassis ID	625
International Intermodal Horizontal ID	454
Unknown Container ID	60
Total Daily Unique Assets:	6104

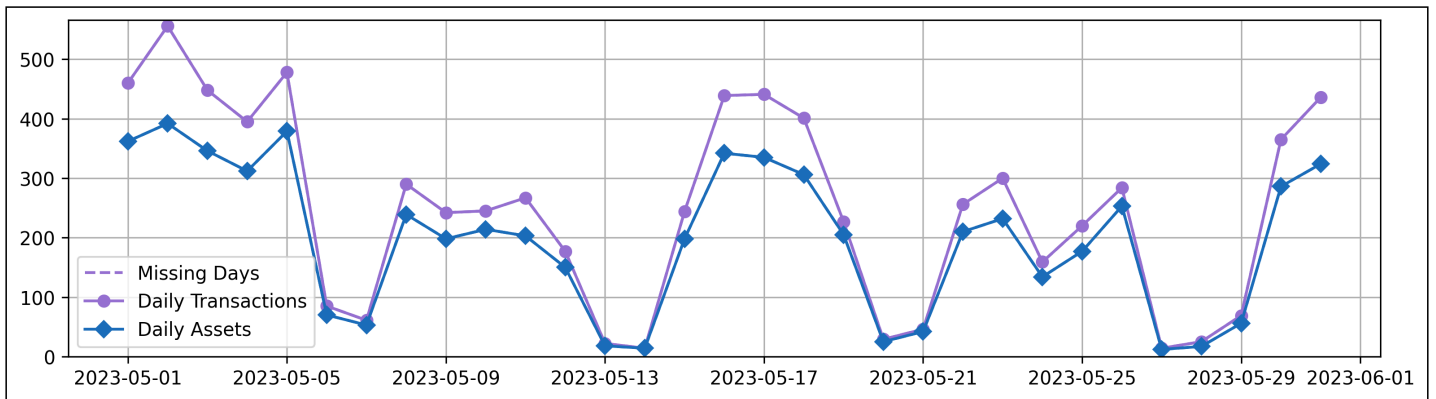
Status Codes:



Historical Usage



Daily Usage



Date	Daily Transactions	Daily Unique Assets
2023-05-01	460	362
2023-05-02	556	392
2023-05-03	448	346
2023-05-04	395	312
2023-05-05	478	379
2023-05-06	85	70
2023-05-07	61	53
2023-05-08	290	239
2023-05-09	242	198
2023-05-10	245	214
2023-05-11	267	203
2023-05-12	177	150
2023-05-13	22	18
2023-05-14	14	14
2023-05-15	244	198

2023-05-16	439	342
2023-05-17	441	335
2023-05-18	401	306
2023-05-19	227	205
2023-05-20	29	25
2023-05-21	46	42
2023-05-22	256	210
2023-05-23	300	232
2023-05-24	159	134
2023-05-25	220	177
2023-05-26	284	253
2023-05-27	14	12
2023-05-28	25	17
2023-05-29	69	56
2023-05-30	365	286
2023-05-31	436	324

Total

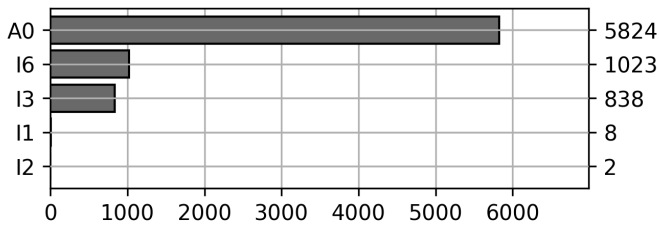
31 Day(s)	7695 Transaction(s)	6104 Unique Asset(s)
-----------	---------------------	----------------------

Transactions Breakdown

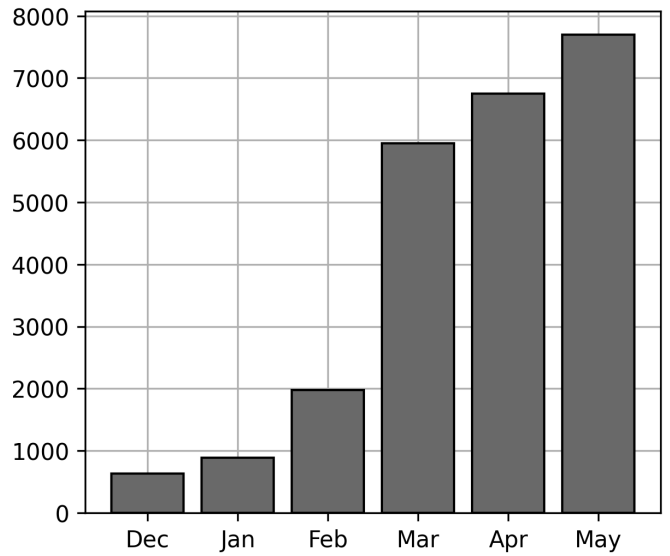
Transactions Done

International Intermodal Vertical ID	2903
Mounted Chassis ID	2613
Mounted Unknown Chassis ID	778
Bare Chassis ID	718
International Intermodal Horizontal ID	623
Unknown Container ID	60
Total Transactions:	7695

Status Codes:



Historical Usage



Yearly Usage

