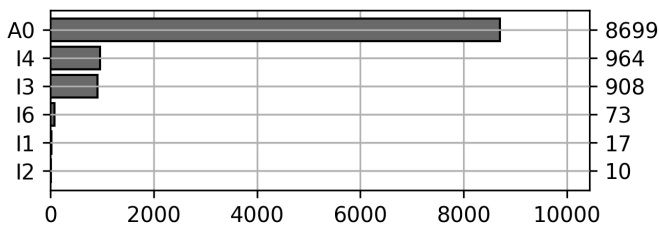


Daily Unique Assets Breakdown

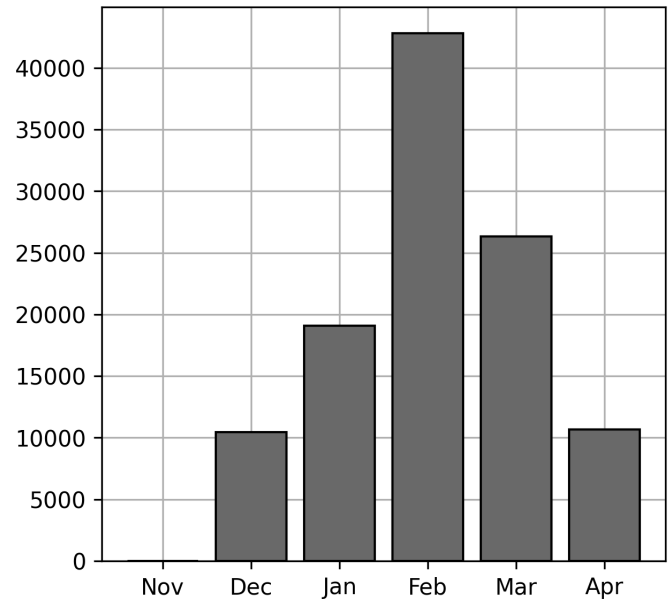
Current Usage

International Intermodal Vertical ID	4550
Mounted Chassis ID	4535
Mounted Unknown Chassis ID	739
International Intermodal Horizontal ID	348
Unknown Container ID	169
Vendor Container Vertical ID	116
Vendor Container Horizontal ID	108
Bare Chassis ID	106
Total Daily Unique Assets:	10671

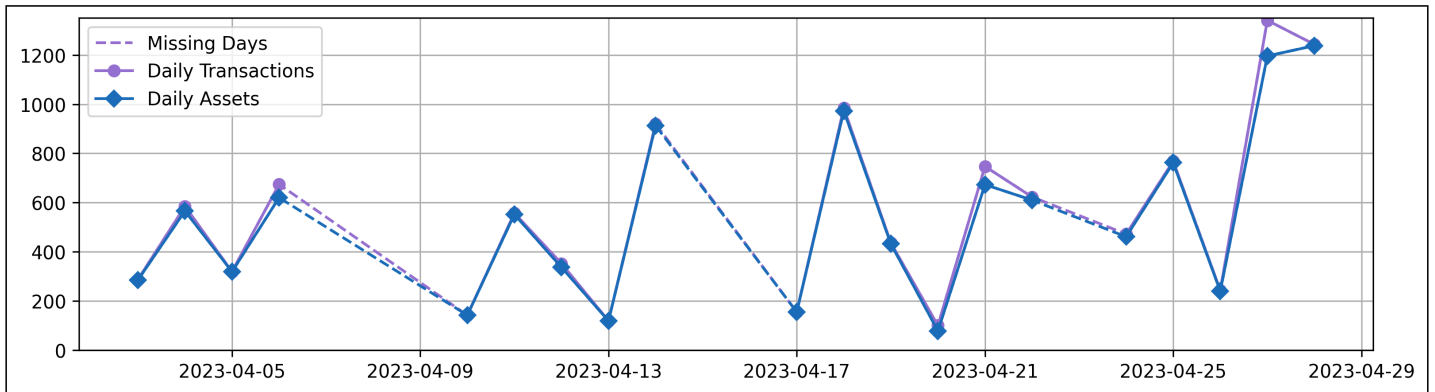
Status Codes:



Historical Usage



Daily Usage



Date	Daily Transactions	Daily Unique Assets
2023-04-03	287	285
2023-04-04	585	566
2023-04-05	319	319
2023-04-06	674	620
2023-04-10	142	142
2023-04-11	557	552
2023-04-12	352	337
2023-04-13	119	119
2023-04-14	920	913
2023-04-17	155	155
2023-04-18	984	973
2023-04-19	436	432
2023-04-20	100	78
2023-04-21	747	673



2023-04-22	623	610
2023-04-24	472	461
2023-04-25	768	762
2023-04-26	243	240
2023-04-27	1341	1196
2023-04-28	1243	1238
Total		
20 Day(s)	11067 Transaction(s)	10671 Unique Asset(s)

