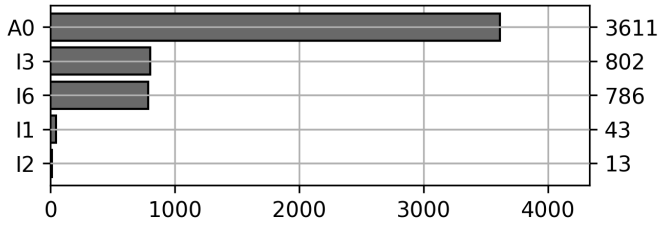


Daily Unique Assets Breakdown

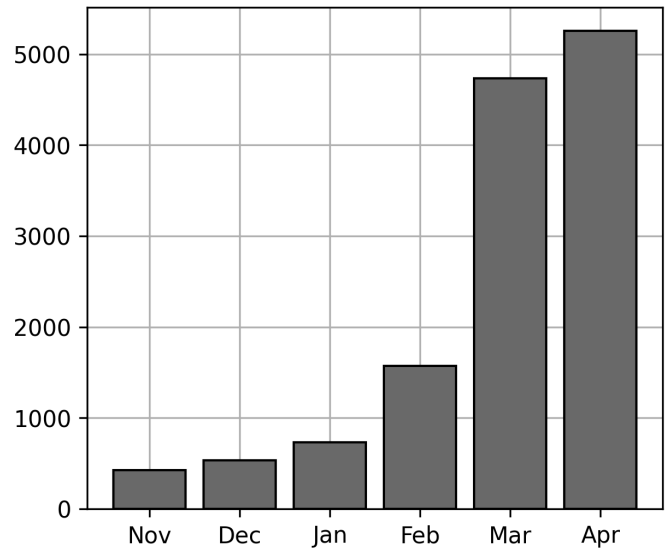
Current Usage

International Intermodal Vertical ID	2054
Mounted Chassis ID	1524
Mounted Unknown Chassis ID	781
International Intermodal Horizontal ID	501
Bare Chassis ID	374
Unknown Container ID	21
Total Daily Unique Assets:	5255

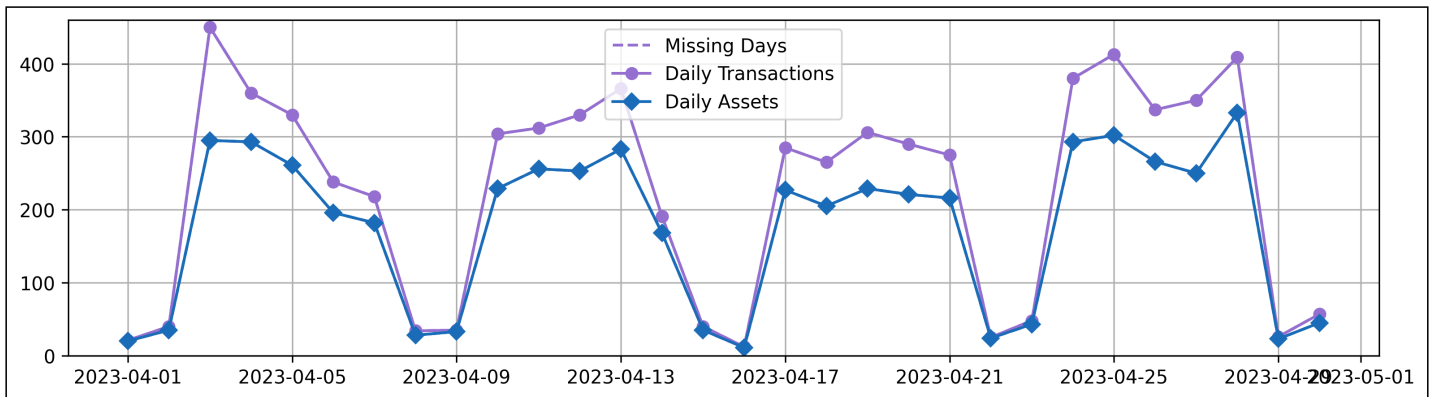
Status Codes:



Historical Usage



Daily Usage



Date	Daily Transactions	Daily Unique Assets
2023-04-01	21	20
2023-04-02	40	35
2023-04-03	450	295
2023-04-04	360	293
2023-04-05	330	261
2023-04-06	238	196
2023-04-07	218	182
2023-04-08	34	28
2023-04-09	35	33
2023-04-10	304	229
2023-04-11	312	256
2023-04-12	330	253
2023-04-13	366	283
2023-04-14	191	168
2023-04-15	40	35



2023-04-16	12	11
2023-04-17	285	227
2023-04-18	265	205
2023-04-19	306	229
2023-04-20	290	221
2023-04-21	275	216
2023-04-22	25	24
2023-04-23	48	43
2023-04-24	380	293
2023-04-25	413	302
2023-04-26	337	266
2023-04-27	350	250
2023-04-28	409	333
2023-04-29	26	23
2023-04-30	57	45

Total

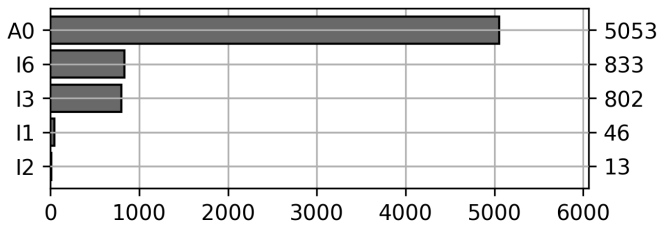
30 Day(s)	6747 Transaction(s)	5255 Unique Asset(s)
-----------	---------------------	----------------------

Transactions Breakdown

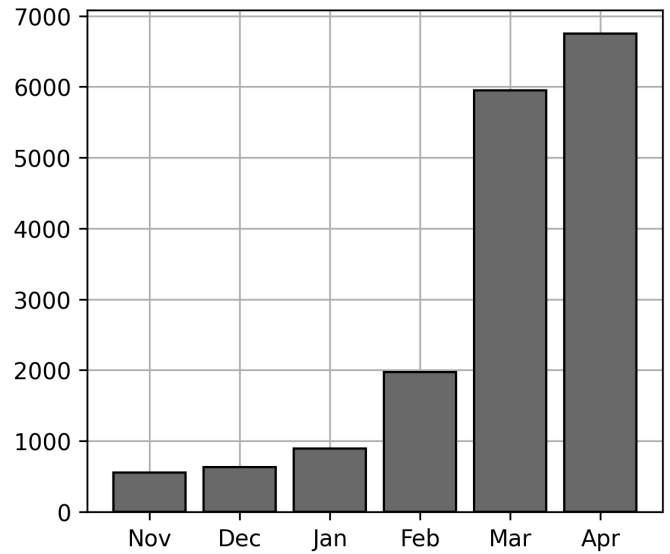
Transactions Done

International Intermodal Vertical ID	2916
Mounted Chassis ID	1835
International Intermodal Horizontal ID	781
Mounted Unknown Chassis ID	781
Bare Chassis ID	413
Unknown Container ID	21
Total Transactions:	6747

Status Codes:



Historical Usage



Yearly Usage

