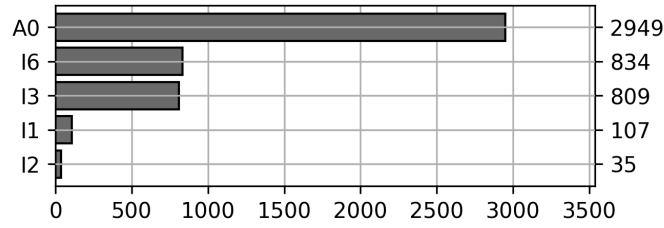


## Daily Unique Assets Breakdown

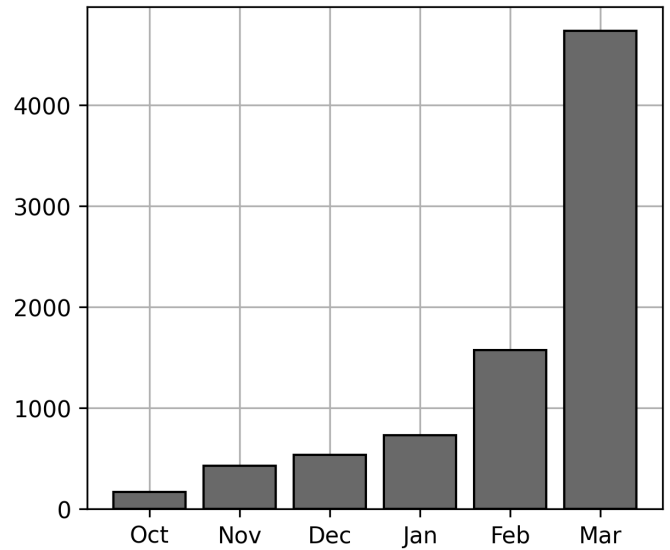
### Current Usage

International Intermodal Vertical ID	1576
Mounted Chassis ID	1141
Mounted Unknown Chassis ID	792
Bare Chassis ID	619
International Intermodal Horizontal ID	589
Unknown Container ID	17
<b>Total Daily Unique Assets:</b>	<b>4734</b>

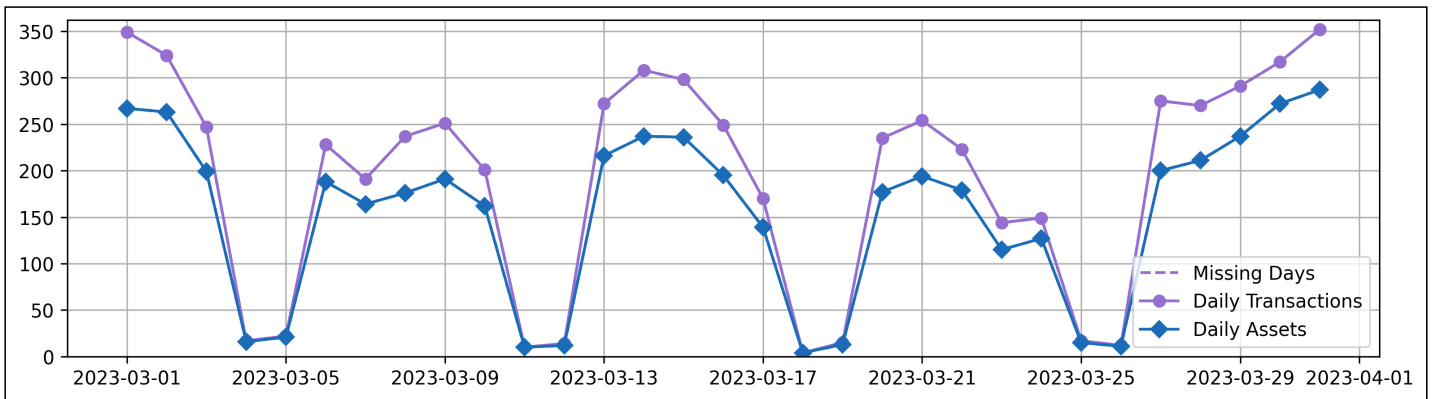
### Status Codes:



### Historical Usage



### Daily Usage



Date	Daily Transactions	Daily Unique Assets
2023-03-01	349	267
2023-03-02	324	263
2023-03-03	247	199
2023-03-04	17	16
2023-03-05	22	21
2023-03-06	228	188
2023-03-07	191	164
2023-03-08	237	176
2023-03-09	251	191
2023-03-10	201	162
2023-03-11	10	10
2023-03-12	14	12
2023-03-13	272	216
2023-03-14	308	237
2023-03-15	298	236

2023-03-16	249	195
2023-03-17	170	139
2023-03-18	4	4
2023-03-19	15	13
2023-03-20	235	177
2023-03-21	254	194
2023-03-22	223	179
2023-03-23	144	115
2023-03-24	149	127
2023-03-25	17	15
2023-03-26	12	11
2023-03-27	275	200
2023-03-28	270	211
2023-03-29	291	237
2023-03-30	317	272
2023-03-31	352	287

**Total**

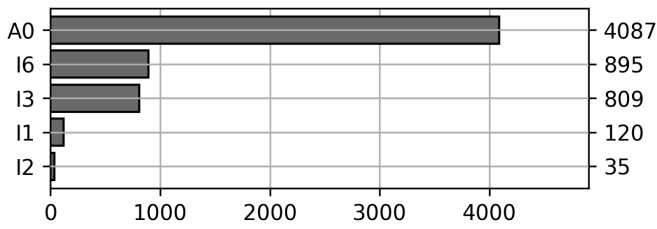
31 Day(s)	5946 Transaction(s)	4734 Unique Asset(s)
-----------	---------------------	----------------------

## Transactions Breakdown

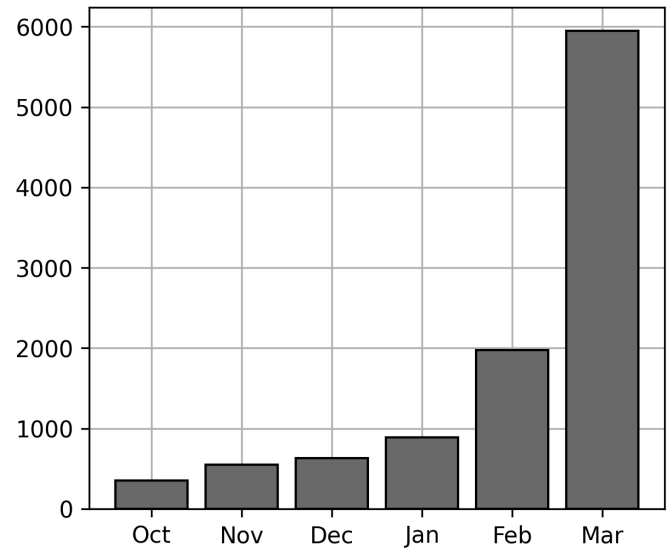
### Transactions Done

International Intermodal Vertical ID	2202
Mounted Chassis ID	1375
International Intermodal Horizontal ID	863
Mounted Unknown Chassis ID	792
Bare Chassis ID	697
Unknown Container ID	17
<b>Total Transactions:</b>	<b>5946</b>

### Status Codes:



### Historical Usage



### Yearly Usage

