

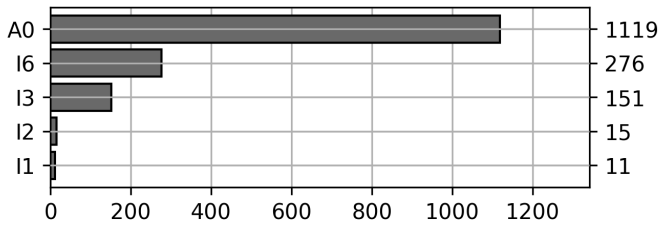
Daily Unique Assets Breakdown

Current Usage

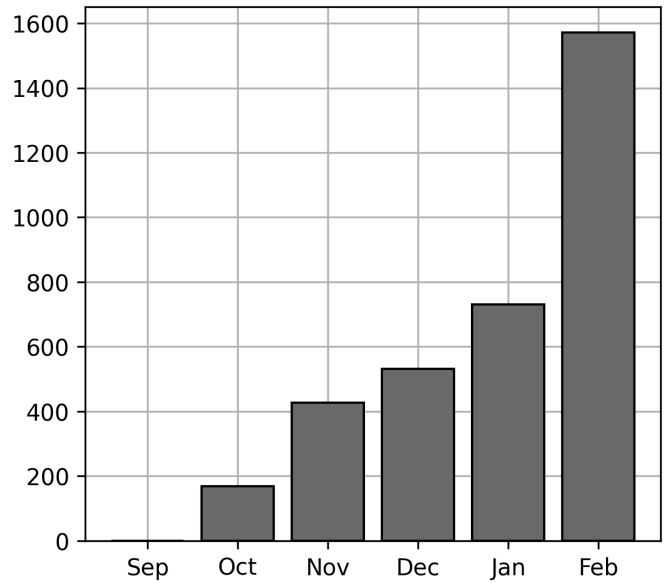
International Intermodal Vertical ID	693
Mounted Chassis ID	379
International Intermodal Horizontal ID	200
Bare Chassis ID	149
Mounted Unknown Chassis ID	146
Unknown Container ID	3
Bare Unknown Chassis ID	2

Total Daily Unique Assets: 1572

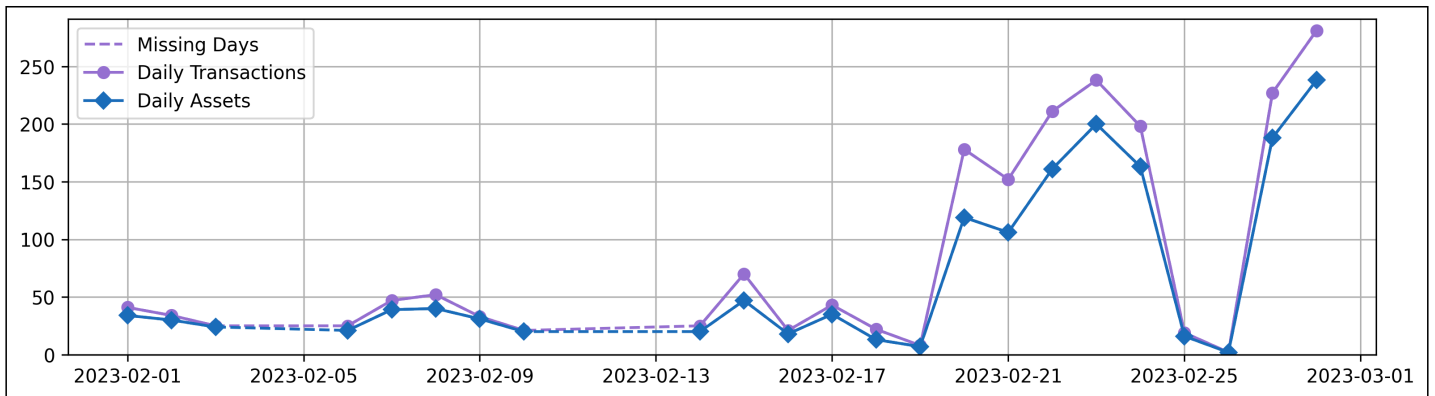
Status Codes:



Historical Usage



Daily Usage



Date	Daily Transactions	Daily Unique Assets
2023-02-01	41	34
2023-02-02	34	30
2023-02-03	25	24
2023-02-06	25	21
2023-02-07	47	39
2023-02-08	52	40
2023-02-09	33	31
2023-02-10	21	20
2023-02-14	25	20
2023-02-15	70	47
2023-02-16	21	18
2023-02-17	43	35
2023-02-18	22	13
2023-02-19	8	7
2023-02-20	178	119



2023-02-21	152	106
2023-02-22	211	161
2023-02-23	238	200
2023-02-24	198	163
2023-02-25	19	16
2023-02-26	2	2
2023-02-27	227	188
2023-02-28	281	238

Total

23 Day(s)	1973 Transaction(s)	1572 Unique Asset(s)
-----------	---------------------	----------------------

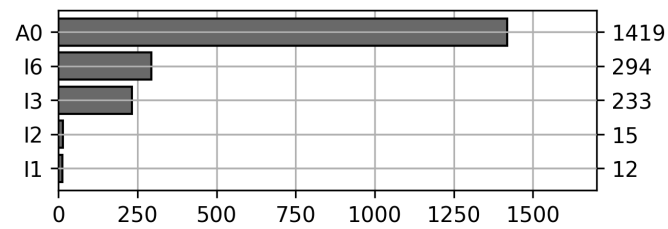
Transactions Breakdown

Transactions Done

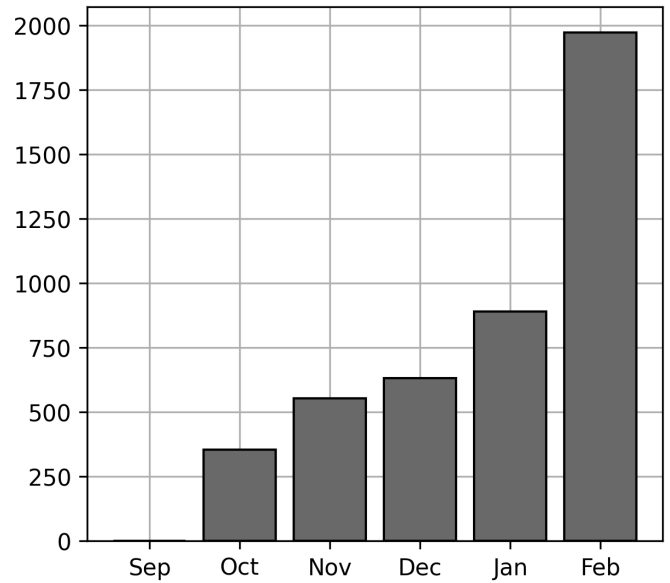
International Intermodal Vertical ID	875
Mounted Chassis ID	435
International Intermodal Horizontal ID	271
Mounted Unknown Chassis ID	212
Bare Chassis ID	159
Bare Unknown Chassis ID	14
Unknown Container ID	7

Total Transactions: 1973

Status Codes:



Historical Usage



Yearly Usage

